

ALBERT PICK-BARTH COMPANY

INC.

CHICAGO

NEW YORK

Everything
in

**EQUIPMENT
FURNISHINGS
AND SUPPLIES
for HOTELS
RESTAURANTS
CLUBS AND
INSTITUTIONS**

GENERAL CATALOG No. E-32

Send all orders to 1200 West 35th St. Chicago



EVERYTHING in Chinaware!

Whatever you need in chinaware, we have it. All the items you need, in the quality and weight that you should use and at prices that, for such quality, are right. We carry the largest assortment of chinaware for hotels, restaurants, clubs and institutions in the world. Our decorated line comprises over 50 stock decorated patterns from which a selection can be made to suit every type of establishment. If you do not find what you want in this catalog, write us and we will be glad to supply whatever you need.

SPECIAL DECORATED & CRESTED CHINA

An individually decorated or crested service in your dining room will do much to add prestige to your entire establishment. We specialize in designing and supplying artistic, decorated and crested chinaware for public service. We have rendered this service, as you may note, for many of the finest Hotels, Clubs and Restaurants in the country. If you are interested in an individually decorated or crested service for your dining room, write us and we will be very glad to submit samples of our work, special designs and prices.



UNION LEAGUE CLUB
Chicago, Ill.

HABANA YACHT CLUB
Havana, Cuba

THE WADE PARK MANOR
Cleveland, Ohio

HOTEL SINTON
Cincinnati, Ohio

HOTEL BOOK-
CADILLAC
Detroit, Mich.

PARK CENTRAL HOTEL
New York City

HOTEL ROOSEVELT
New York City

THE HOTEL ALBA
Palm Beach, Fla.

PENNSYLVANIA
RAILROAD SYSTEM

St. Luke's

ST. LUKE'S HOSPITAL
Chicago, Ill.

THE BEVERLY DIVAN
New York City

HOTEL WARWICK
New York City

DRAKE HOTEL
Chicago, Ill.

ROYAL HAWAIIAN HOTEL
Honolulu, Hawaii

Below
INTERNATIONAL
MERCANTILE
MARINE COMPANY

Below
HOTEL
RITZ CARLTON
New York City





"LINCOLN" PATTERN TRANSLUCENT CHINA

Buffalo China. A genuine vitrified translucent china of highest grade, pure white body and perfectly finished. Green Key and Floral Medallion Design, applied under the glaze. Medium weight reinforced with rolled edges. Suitable for high grade establishments.

1E36816 After Dinner Coffee Cup—Cap'y 3 1/2 oz. Wt. doz. 3 1/4 lbs. Doz. \$2.85

1E36817 Saucer to match—Diam. 4 1/4 in. Wt. doz. 3 1/4 lbs. Doz. \$1.80

Cups—**1E36814** Block handle. Cap'y 7 oz. Wt. doz. 5 lbs. Doz. \$3.55

1E36811 Heavy welded handle. Cap'y 7 1/2 oz. Wt. doz. 6 1/2 lbs. Doz. \$4.00

1E36813 Block handle. Cap'y 8 oz. Wt. doz. 7 lbs. Doz. \$3.55

1E36815 Bouillon Cup—Block handle. Cap'y 8 oz. Wt. doz. 5 1/2 lbs. Doz. \$5.05

Saucer to match above cups—Narrow foot.

1E36812 Rolled edge. Diam. 6 1/2 in. Wt. doz. 6 lbs. Doz. \$2.10

1E36861 **1E36859**

1E36861 Individual Cream. Unhandled. Cap'y 1 1/2 oz. Wt. doz. 4 lbs. Doz. \$2.65

Ind. Creams—Handled.

Cap'y Wt. Doz. Doz.

1E36859 3 oz. 5 lbs. 3.60

1E36825 Ind. Butter—Diam. 3 in. Wt. doz. 2 lbs. Doz. \$1.35

1E36850 Covered Mustard—Unhandled. Vienna. Cap'y 4 oz. Wt. doz. 4 1/2 lbs. Doz. \$5.60

Plates—Rolled edge.

Diam. Wt. Doz. Doz.

1E36875 5 1/4 in. 4 1/2 lbs. \$2.30

1E36877 6 1/4 in. 8 lbs. 2.65

1E36878 7 1/4 in. 9 lbs. 3.05

1E36879 8 1/4 in. 13 lbs. 4.20

1E36880 9 in. 15 lbs. 4.75

Soup Plates—Rolled edge.

Wt. Doz. Doz.

Diam. Lbs.

Style In. Doz. Doz.

1E36884 Coupe 7 1/2 10 \$4.20

1E36882 Rim 9 14 5.05

Oval Platters—Rolled edge.

Lgth. Wt. Doz. Doz.

In. Lbs.

1E36831 7 8 \$3.80

1E36832 8 1/4 8 1/2 4.55

1E36833 9 1/4 11 1/2 5.70

1E36834 10 1/4 19 6.85

1E36835 11 1/4 22 1/2 8.55

1E36836 12 1/4 24 9.90

1E36837 13 1/4 33 1/2 13.70

1E36839 15 1/4 42 19.40

Pitchers—Rolled edges.

Cap'y Wt. Doz. Doz.

1E36858 4 oz. 4 lbs. \$4.00

1E36857 5 oz. 5 1/2 lbs. 5.20

1E36856 12 oz. 9 lbs. 8.55

Sugar Bowls—Covered, Vienna shape.

Cap'y Wt. Doz. Doz.

1E36870 7 oz. 12 lbs. 8.55

1E36871 12 oz. 15 lbs. 10.05

Egg or Custard Cups—

1E36823 Unh'd. Cap'y 6 oz. Wt. doz. 4 1/2 lbs. Doz. \$3.70

1E36824 Single. Cap'y 1 1/2 oz. Wt. doz. 1 1/2 lbs. Doz. \$3.40

Fruit Comports—High foot.

Diam. Wt. Doz. Doz.

1E36827 5 1/4 in. 10 lbs. \$11.80

1E36828 7 in. 15 lbs. 14.40

1E36829 8 1/4 in. 25 1/2 lbs. 22.00

Oval Vegetable Bakers—Rolled edge.

Lgth. Wt. Doz. Doz.

1E36800 5 1/4 in. 5 lbs. \$ 3.25

1E36801 5 1/4 in. 6 lbs. 3.40

Salad Bowls—

Diam. Wt. Doz. Doz.

In. Lbs.

1E36865 7 15 \$8.00

1E36866 8 1/2 21 1/2 12.55

Oatmeal or Cereal Bowls—Rolled edge.

Diam. Cap'y Lbs. Wt. Doz. Doz.

In. Oz. Doz. Doz.

1E36863 5 1/4 10 6 \$4.05

1E36855 Grapefruit or Cereal Bowl—Diam. 6 1/2 in. Cap'y 8 oz. Doz. \$4.65

Soup Bowl—Low foot. Medium weight.

Diam. Cap'y Lbs. Wt. Doz. Doz.

In. Oz. Doz. Doz.

1E36807 5 13 10 \$5.20

1E36843 Sauce or Fruit Dish—Diam. 5 in. Wt. doz. 5 lbs. Doz. \$2.30

Sauce or Butter Boats—

Cap'y Lbs. Wt. Doz. Doz.

Size Oz. Doz. Doz.

1E36872 Ind. 3 3 1/2 \$7.10

1E36873 Med. 4 1/2 7 1/2 7.60

1E36820 Celery Tray—11 x 5 1/4 in. Wt. doz. 12 1/2 lbs. Doz. \$14.25

1E36819 Shell Pickle Dish—7 1/4 x 4 1/2 in. Wt. doz. 7 1/2 lbs. Doz. \$8.00

1E36849 Ice Tub—Diam. 9 1/2 in. Wt. doz. 54 lbs. Doz. \$37.05

"DEARBORN" PATTERN TRANSLUCENT CHINA

Buffalo China. A genuine vitrified translucent china of highest grade. The black check design applied under the glaze is of striking appearance on this pure white body. This pattern is especially adapted for Coffee Shops and Cafeterias. All flat pieces are reinforced with rolled edges, minimizing chipping.

1E1515 After Dinner Coffee Cup—Cap'y 3 1/4 oz. Wt. doz. 2 lbs. Doz. \$2.70

1E1516 Saucer to match—Diam. 4 1/4 in. Wt. doz. 3 1/4 lbs. Doz. \$1.70

Cups—**1E1510** Block handle. Cap'y 7 oz. Wt. doz. 5 lbs. Doz. \$3.35

1E1514 Heavy welded handle. Cap'y 7 1/2 oz. Wt. doz. 6 1/2 lbs. Doz. \$3.40

1E1511 Block handle. Cap'y 8 oz. Wt. doz. 7 lbs. Doz. \$3.35

1E1517 Bouillon Cup. Block handles. Cap'y 8 oz. Wt. doz. 5 1/2 lbs. Doz. \$4.75

Saucer to match above cups—Narrow foot.

1E1512 Rolled edge. Diam. 6 in. Wt. doz. 7 lbs. Doz. \$2.00

1E1585 Coffee Mug. Welded handle. Cap'y 8 oz. Wt. doz. 13 lbs. Doz. \$4.50

1E1561 **1E1560**

Unhandled Ind. Creamers—Cap'y Wt. Doz. Doz.

1E1561 1 1/2 oz. 3 lbs. \$2.50

1E1562 2 1/4 oz. 4 1/2 lbs. 2.90

1E1560 Ind. Cream—Handled. Cap'y 1 1/2 oz. Wt. doz. 3 lbs. Doz. \$2.70

Pitchers—Rolled edge.

1E1558 Cap'y 3 oz. Wt. doz. 4 lbs. Doz. \$3.40

1E1557 Cap'y 5 oz. Wt. doz. 5 1/2 lbs. Doz. \$3.80

Sugar Bowls—

Cap'y Wt. Doz. Doz.

Oz. Doz. Doz.

1E1570 10 9 \$ 9.50

1E1571 15 12 11.25

Plates—Rolled edge.

Diam. Wt. Doz. Doz.

1E1575 5 1/4 in. 4 1/2 lbs. \$2.15

1E1576 6 1/4 in. 7 1/2 lbs. 2.50

1E1577 7 1/4 in. 10 1/2 lbs. 3.50

1E1578 9 in. 13 1/2 lbs. 4.50

Soup Plates—Rolled edge.

Wt. Doz. Doz.

Diam. Lbs.

Style In. Doz. Doz.

1E1582 Coupe 7 1/2 13 1/2 \$3.95

1E1580 Rim 9 14 1/2 4.75

Oval Platters—Rolled edge.

Lgth. Wt. Doz. Doz.

In. Lbs.

1E1530 7 7 1/2 \$3.60

1E1531 8 1/4 10 1/2 4.30

1E1532 9 1/4 14 5.40

1E1533 10 1/4 18 6.50

1E1534 11 1/4 21 8.10

1E1535 12 1/4 26 9.35

1E1537 14 1/4 41 15.65

Compartment or Lunch Plates—

Diam. Wt. Doz. Doz.

1E1589 9 1/4 in. 25 lbs. \$15.95

1E1590 10 in. 32 lbs. 22.00

1E1521 Celery Tray—11 x 5 1/4 in. Wt. doz. 12 lbs. Doz. \$13.50

1E1563 Shell Pickle Dish—Wt. doz. 6 1/2 lbs. 7 1/4 x 4 1/2 in. Doz. \$7.55

1E1523 Cake Cover—With hole. Wt. doz. 9 lbs. Diam. 5 1/4 in. Doz. \$6.50

1E1525 Ind. Butter—Delmonico. Diam. 3 1/4 in. Wt. doz. 1 1/2 lbs. Doz. \$1.25

1E1542 Double Egg Cup—Cap'y 5 oz. Wt. doz. 5 lbs. Doz. \$3.85

Oval Vegetable Bakers—Rolled edge.

Length Wt. Doz. Doz.

1E1500 5 1/4 in. 4 1/2 lbs. \$3.00

1E1501 5 1/4 in. 5 1/2 lbs. 3.25

Salad Bowls—

Diam. Wt. Doz. Doz.

In. Lbs.

1E1565 6 9 1/4 \$6.35

1E1567 8 1/2 18 11.85

Soup Bowls—Low footed, medium weight.

1E1506 Diam. 5 in. Cap'y 10 oz. Wt. doz. 10 lbs. Doz. \$4.55

1E1507 Diam. 5 1/4 in. Cap'y 16 oz. Wt. doz. 15 lbs. Doz. \$5.45

1E1564 Oatmeal Bowl—Rolled edge. Diam. 5 1/4 in. Cap'y 11 oz. Wt. doz. 5 1/2 lbs. Doz. \$3.35

1E1587 Grape Fruit or Cereal Bowl—Diam. 6 1/2 in. Cap'y 7 1/2 oz. Wt. doz. 8 lbs. Doz. \$4.45

1E1518 Fruit Comports—High footed. Diam. 6 1/2 in. Wt. doz. 15 lbs. Doz. \$12.55

1E1543 Fruit or Sauce Dish—Rolled edge. Diam. 5 in. Wt. doz. 4 1/2 lbs. Doz. \$2.15

1E1552 Mustard—Unhandled. Covered. Vienna Shape. Cap'y 4 oz. Wt. doz. 9 lbs. Doz. \$3.55

1E1547 Shell Ice Cream Dish—5 1/4 x 4 1/2 in. Wt. doz. 5 1/2 lbs. Doz. \$3.45

Sauce Boats— Cap'y Wt. Doz. Doz.

1E1572 3 oz. 4 1/2 lbs. \$6.35

1E1573 4 1/2 oz. 8 lbs. 7.25

Ice Tubes—

Diam. Wt. Doz. Doz.

In. Wt. Lbs. Doz.

1E1549 9 1/2 58 \$35.55



"LA SALLE" PATTERN TRANSLUCENT CHINA

Another new pattern in our Liberty Vitrified China. This is an especially attractive new print pattern, in 2-tone blue color stencil effect applied under the glaze. Genuine high quality vitrified translucent china. A pattern that is especially suitable for Tea Rooms, Coffee Shops, Cafeterias and Soda Fountains.

- Cups—**
- | Cap'y | Wt. | Dos. |
|--------|-------|-----------|
| 1E6211 | 7 oz. | 6½ \$3.75 |
| 1E6210 | 8 oz. | 7 3.75 |
- 1E6212 Saucer—Rolled edge.**
Narrow foot. Wt. dos. 7 lbs. Dos. \$2.20



- 1E6215 A. D. Cup—Cap'y 3 oz.** Wt. dos. 3½ lbs. Dos. \$3.00
- 1E6216 A. D. Saucer—Rolled edge.** Wt. dos. 3½ lbs. Dos. \$1.90



- Bouillon Cups—**
- | | | | |
|--------|------------------------|------------------|-------------|
| 1E6217 | Handled. Cap'y 8 oz. | Wt. dos. 8½ lbs. | Dos. \$5.30 |
| 1E6218 | Unhandled. Cap'y 8 oz. | Wt. dos. 5 lbs. | Dos. \$3.60 |
- 1E6212 Saucer to match—**
Rolled edge. Narrow foot. Wt. dos. 7 lbs. Dos. \$2.20



- 1E6223 Egg Cup—Unhandled.**
Cap'y 6 oz. Wt. dos. 5 lbs. Dos. \$3.90
- 1E6225 Ind. Butter—Rolled edge.** Diam. 3 in. Wt. dos. 1½ lbs. Dos. \$1.40



- Ind. Creams—Unhandled.**
- | Cap'y | Wt. | Dos. |
|--------|--------|-----------|
| 1E6262 | 1 oz. | 2½ \$2.80 |
| 1E6261 | 1½ oz. | 3½ 3.20 |
| 1E6260 | 3¼ oz. | 5 3.60 |



- 1E6250 Mustard—Unhandled.**
Cap'y 3 oz. Wt. dos. 5 lbs. Dos. \$5.00

Plates—Rolled edge.

Diam.	Wt.	Dos.
1E6274	5¼ in.	4½ \$2.40
1E6275	6¼ in.	6½ 2.60
1E6276	6¼ in.	7½ 2.80
1E6277	7¼ in.	8½ 3.20
1E6279	8¼ in.	12½ 4.40
1E6280	9 in.	15½ 4.95

- 1E6282 Coupe Soup Plate—**
Rolled edge. Diam. 7½ in. Wt. dos. 11 lbs. Dos. \$4.40

Rim Soup Plates—Rolled edge.

Diam.	Wt.	Dos.
1E6285	9 in.	18 \$5.30



Oval Platters—Rolled edge.

Length	Wt.	Dos.
1E6230	7¼ in.	6½ \$4.00
1E6231	8¼ in.	10 4.80
1E6232	9¼ in.	12 6.00
1E6233	10¼ in.	17 7.20
1E6234	11½ in.	21 9.00
1E6236	13¼ in.	28 14.40



Celery Trays—

Length	Wt.	Dos.
1E6219	7¼ in.	8 \$9.00
1E6221	10 in.	11½ 13.20



- 1E6269 Round Sugar—Rolled edge.** Cap'y 12 oz. Wt. dos. 10 lbs. Dos. \$10.60

- 1E6271 Vienna Sugar—Cap'y 12 oz.** Wt. dos. 13½ lbs. Dos. \$10.60



- 1E6272 Sauce Boat—Cap'y 3 oz.** Wt. dos. 4½ lbs. Dos. \$7.50



- Oval Vegetable Bakers—Rolled edge.**
- | Length | Wt. | Dos. |
|--------|--------|-----------|
| 1E6200 | 5¼ in. | 3¼ \$3.40 |
| 1E6205 | 9¼ in. | 19 10.80 |

- 1E6207 Bowl—Low foot, medium weight, diam. 5 in.** Wt. dos. 10½ lbs. Dos. \$5.50



Fruits—Rolled edge.

Diam.	Wt.	Dos.
1E6242	4¼ in.	4 \$2.25
1E6243	5¼ in.	5 2.40



- 1E6259 Cereal Cream—Handled.** Cap'y 3½ oz. Wt. dos. 3 lbs. Dos. \$3.90

- 1E6288 Cereal Nappy—Rolled edge.** Diam. 5 in. Wt. dos. 7 lbs. Dos. \$4.50

- 1E6289 Oatmeal Nappy—Rolled edge.** Diam. 5¼ in. Wt. dos. 8½ lbs. Dos. \$4.90

- 1E6263 Oatmeal Bowl—Rolled edge.** Diam. 6 in. Wt. dos. 8 lbs. Dos. \$4.80



- 1E6265 Salad Bowl—Rolled edge.** Diam. 6½ in. Wt. dos. 14¼ lbs. Dos. \$7.20



- 1E6264 Grape Fruit—Rolled edge.** Diam. 6¼ in. Wt. dos. 6½ lbs. Dos. \$4.90

"FRANKLIN" PATTERN VITRIFIED CHINA

Our "Liberty" Brand genuine high quality translucent vitrified china. Decorated underglaze with narrow black band near the edge, and orange line on verge with black pin line below the verge. A new and striking combination of colors.



- Cups and Saucers—**
- 1E6111 Cup—Medium wt.** Block handle. Cap'y 7 oz. Wt. dos. 6½ lbs. Dos. \$3.35

- 1E6113 Cup—Heavy.** Block handle. Cap'y 7 oz. Wt. dos. 7½ lbs. Dos. \$3.35

- 1E6109 Cup—Heavy Welded handle.** Cap'y 7 oz. Wt. dos. 8½ lbs. Dos. \$3.80

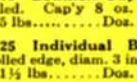
- 1E6112 Saucer—Rolled edge, narrow foot.** Wt. dos. 7 lbs. Dos. \$2.00

- 1E6114 Saucer—Rolled edge, broad foot.** Wt. dos. 7 lbs. Dos. \$2.00

- 1E6115 A. D. Cups—Cap'y 3 oz.** Wt. dos. 3¼ lbs. Dos. \$2.70

- 1E6116 A. D. Saucers—Rolled edge.** Wt. dos. 3½ lbs. Dos. \$1.70

- 1E6191 Coffee Mug—Welded handle.** Cap'y 8 oz. Wt. dos. 15 lbs. Dos. \$4.50



- 1E6117 Bouillon Cup—Handled.** Cap'y 8 oz. Wt. dos. 8½ lbs. Dos. \$4.75

- 1E6118 Bouillon Cup—Unhandled.** Cap'y 8 oz. Wt. dos. 5 lbs. Dos. \$3.25

- 1E6125 Individual Butter—Rolled edge, diam. 3 in.** Wt. dos. 1½ lbs. Dos. \$1.25

- 1E6127 Individual Butter—Thick, diam. 3½ in.** Wt. dos. 2¼ lbs. Dos. \$1.25



- Creams—Unhandled**
- | Cap'y | Wt. | Dos. |
|--------|--------|-----------|
| 1E6162 | 1 oz. | 2½ \$2.50 |
| 1E6161 | 1½ oz. | 3 2.90 |
| 1E6160 | 3¼ oz. | 5 3.25 |

- 1E6122 Cake Cover—Diam. 6¼ in.** Wt. dos. 11 lbs. Dos. \$6.50

- 1E6123 Egg Cup—Unhandled.** Cap'y 6 oz. Wt. dos. 5 lbs. Dos. \$3.50

Plates—Rolled edge.

Diam.	Wt.	Dos.
1E6174	5¼ in.	4¼ \$2.15
1E6175	6¼ in.	6¼ 2.35
1E6176	6¼ in.	7¼ 2.50
1E6177	7¼ in.	8¼ 2.90
1E6179	8¼ in.	12¼ 3.95
1E6180	9 in.	15¼ 4.35
1E6181	9¼ in.	19 5.20

- 1E6182 Coupe Soup Plate—Rolled edge, diam. 7½ in.** Wt. dos. 11 lbs. Dos. \$3.95

Soup Plates—Rim, rolled edge.

Diam.	Wt.	Dos.
1E6185	8¼ in.	18 \$4.75



Oval Platters—Rolled edge.

Size	Wt.	Dos.
1E6130	7¼ in.	6½ \$3.60
1E6131	8¼ in.	10 4.30
1E6132	9¼ in.	12 5.40
1E6133	10¼ in.	17 6.50
1E6134	11½ in.	21 8.10
1E6135	12¼ in.	24 9.35
1E6136	13¼ in.	28 12.95
1E6138	15¼ in.	43 18.35
1E6139	17 in.	59 28.80

Oval Vegetable Bakers—Rolled edge.

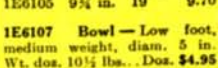
Size	Wt.	Dos.
1E6100	5¼ in.	3¼ \$3.05
1E6105	9¼ in.	19 9.70

- 1E6107 Bowl—Low foot, medium weight, diam. 5 in.** Wt. dos. 10½ lbs. Dos. \$4.95



1E6169 Sugars—Round, rolled edge, cap'y 12 oz. Wt. dos. 16 lbs. Dos. \$9.55

- 1E6171 Sugars—Vienna, rolled edge, cap'y 12 oz.** Wt. dos. 13½ lbs. Dos. \$9.55



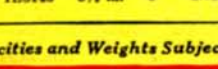
Sauce Boats—

Cap'y	Wt.	Dos.
1E6172	Ind. 3 oz.	4¼ \$6.75
1E6173	5 oz.	6 7.55

- 1E6149 Ice Tub—Diam. 9¾ in.** Wt. dos. 58 lbs. Dos. \$33.75

Celery Trays—

Size	Wt.	Dos.
1E6119	7¼ in.	8 \$8.10
1E6121	9¼ in.	11½ 11.90



Measurements, Capacities and Weights Subject to Slight Variations



"COLONIAL" PATTERN TRANSLUCENT CHINA

Green Band and Two-Line Decoration. Genuine translucent vitrified china that will give long service. Decoration put on under the glaze and will not wear off. Edges are rolled to minimize chipping. We recommend "Colonial" as one of the best values on the market. It is a winner in design, decoration and quality.

- 1E416 After Dinner Coffee Cup**—Block handle. Cap'y 3 oz. Wt. dos. 3 1/4 lbs. Dos. \$2.40
- 1E417 Saucer to match**—Rolled edge. Diam. 4 1/4 in. Wt. dos. 3 1/4 lbs. Dos. \$1.50
- 1E411** **1E482**

- Cups**—Heavy block handle.
- 1E411** Light weight. Cap'y 7 oz. Wt. dos. 6 1/4 lbs. Dos. \$3.00
- 1E486** Heavy weight. Cap'y 7 1/2 oz. Wt. dos. 8 lbs. Dos. \$3.00
- 1E413** Medium weight. Cap'y 8 1/2 oz. Wt. dos. 8 lbs. Dos. \$3.60
- 1E451** Welded handle, medium weight. Cap'y 7 1/2 oz. Wt. dos. 8 1/2 lbs. Dos. \$3.00
- 1E415** Bouillon Cup. Cap'y 7 oz. Wt. dos. 8 lbs. Dos. \$4.25
- 1E482** Straight sides, welded handle. Cap'y 7 1/2 oz. Wt. dos. 8 lbs. Dos. \$3.00
- 1E412** Narrow footed, rolled edge. Diam. 6 1/4 in. Wt. dos. 7 1/4 lbs. Dos. \$1.75
- 1E414** Broad footed, rolled edge. Diam. 6 1/4 in. Wt. dos. 7 1/4 lbs. Dos. \$1.75
- 1E487** Thick. Diam. 6 1/4 in. Wt. dos. 9 1/4 lbs. Dos. \$1.75
- Coffee Mugs**—Welded handle. Cap'y Wt. Dos.
- 1E491** 8 1/2 oz. 10 1/4 lbs. \$4.00

- 1E452** **1E464**
- Ind. Creams**—
- 1E452** Unhld. Cap'y 1 oz. Wt. dos. 2 1/2 lbs. Dos. \$2.25
- 1E452 1/2** Unhld. Cap'y 3 oz. Wt. dos. 5 lbs. Dos. \$2.55
- 1E490** Unhld. Cap'y 1 1/2 oz. Wt. dos. 3 lbs. Dos. \$2.50
- 1E464** Block hdl. Cap'y 2 oz. Wt. dos. 2 1/2 lbs. Dos. \$2.40
- 1E460** Col. hdl. Cap'y 4 1/2 oz. Wt. dos. 3 1/2 lbs. Dos. \$3.85

- Ind. Butters**—
- 1E425** Rld. edge. 3 1/2 2 \$1.10
- 1E421** Thick 3 3 1.10
- 1E450** Mustard—Unhanded. Covered. Cap'y 2 1/2 oz. Wt. dos. 4 1/4 lbs. Dos. \$4.00
- Fruit Compotes**—Highfooted. Diam. Wt. Lbs. Dos.
- 1E420** 6 9 \$ 9.90
- 1E422** 8 1/2 17 15.60
- 1E422** Cake Cover—With hdl. Diam. 6 1/4 in. Wt. dos. 10 1/4 lbs. Dos. \$5.75
- 1E449** Ice Tub—Diam. 9 1/4 in. Wt. dos. 58 lbs. Dos. \$31.20
- 1E419** Shell Pickle—7 1/2 x 1 1/4 in. Wt. dos. 7 lbs. Dos. \$6.70

- Plates**—Rolled edge.
- Diam. Wt. Dos.
- 1E480** 5 1/2 in. 4 lbs. \$1.90
- 1E479** 6 1/4 in. 5 1/2 lbs. 2.10
- 1E481** 6 1/2 in. 7 1/2 lbs. 2.25
- 1E478** 7 1/4 in. 8 1/2 lbs. 2.55
- 1E477** 8 1/4 in. 12 1/4 lbs. 3.50
- 1E476** 9 in. 15 lbs. 3.95
- 1E475** 9 1/4 in. 20 lbs. 4.65
- Plates**—Thick.
- 1E462** 6 1/4 in. 10 1/2 lbs. \$2.55
- 1E461** 9 in. 19 1/2 lbs. 3.95
- Soup Plates**—Rolled edge.
- 1E484** Coupe. Diam. 7 1/2 in. Wt. dos. 14 lbs. Dos. \$3.50
- 1E483** Rim. Diam. 8 1/4 in. Wt. dos. 13 lbs. Dos. \$3.75
- 1E483 1/2** Rim. Diam. 9 in. Wt. dos. 18 lbs. Dos. \$4.25

- Oval Platters**—Rolled edge.
- Lgth. Wt. Dos.
- 1E440** 7 5/8 5 1/2 \$3.20
- 1E430** 8 1/4 8 1/2 3.85
- 1E431** 9 1/2 12 4.80
- 1E432** 10 1/2 15 5.75
- 1E433** 11 1/2 20 7.20
- 1E434** 12 1/2 24 8.30
- 1E435** 13 1/2 28 11.50
- 1E436** 14 1/2 35 13.90
- 1E437** 15 1/2 43 16.30
- 1E438** 17 1/2 59 25.60

- Bowls**—Rolled edge.
- 1E410** Diam. 6 in. Cap'y 11 oz. Wt. dos. 8 lbs. Dos. \$3.60
- 1E409** Diam. 5 1/2 in. Cap'y 16 oz. Wt. dos. 10 lbs. Dos. \$3.85
- Bowls**—Low footed, medium weight.
- 1E492** Diam. 4 1/2 in. Cap'y 8 oz. Wt. dos. 8 lbs. Dos. \$4.00
- 1E493** Diam. 5 1/2 in. Cap'y 10 oz. Wt. dos. 10 lbs. Dos. \$4.40
- 1E408** Diam. 5 1/2 in. Cap'y 10 oz. Wt. dos. 18 lbs. Dos. \$4.80
- 1E442** Fruit or Sauce Dish—Conic. Rolled edge. Diam. 5 in. Wt. dos. 4 lbs. Dos. \$1.90
- 1E420** Fruit or Sauce Dish—Thick. Diam. 4 1/4 in. Wt. dos. 6 1/4 lbs. Dos. \$1.80
- Fruit or Sauce Dishes**—Rolled edge.
- Diam. Wt. Dos.
- 1E443 1/2** 4 1/2 in. 4 lbs. \$1.80
- 1E443** 5 1/2 in. 4 1/2 lbs. 1.90
- 1E444** 5 1/2 in. 4 1/2 lbs. 2.15

- Ice Cream or Sauce Dish**—Diam. Wt. Dos.
- 1E445** 4 1/2 in. 2 1/2 lbs. \$1.65
- Shell Ice Cream Dishes**—Size In. Wt. Dos. Dos.
- 1E447** 4 1 1 1/4 in. 2 1/2 lbs. \$2.70
- 1E448** 5 1/2 3 1/4 in. 4 1/2 lbs. 3.05
- Sauce Boats**—
- Cap'y Wt. Dos.
- 1E471** 8 10 \$7.20
- 1E470** 10 1/2 13 1/2 8.50
- 1E423** Egg or Custard Cup—Cap'y 6 oz. Unhanded. Wt. dos. 5 lbs. Dos. \$3.10
- 1E441** Double Egg Cup—Cap'y 4 oz. Wt. dos. 5 lbs. Dos. \$3.45
- 1E488** Boston Egg Cup—Cap'y 6 oz. Wt. dos. 5 1/2 lbs. Dos. \$3.45

- Sugar Bowls**—
- 1E469** Vienna shape. Cap'y 8 oz. Wt. dos. 10 lbs. Dos. \$7.20
- 1E468** Vienna shape. Cap'y 16 oz. Wt. dos. 21 lbs. Dos. \$10.00
- Sugar Bowls**—Round shape.
- Cap'y Wt. Dos.
- 1E471** 8 10 \$7.20
- 1E470** 10 1/2 13 1/2 8.50
- 1E423** Egg or Custard Cup—Cap'y 6 oz. Unhanded. Wt. dos. 5 lbs. Dos. \$3.10
- 1E441** Double Egg Cup—Cap'y 4 oz. Wt. dos. 5 lbs. Dos. \$3.45
- 1E488** Boston Egg Cup—Cap'y 6 oz. Wt. dos. 5 1/2 lbs. Dos. \$3.45

- Oval Vegetable Bakers**—Rolled edge. Wt. Dos.
- Lgth. Lbs. Dos.
- 1E400** 5 1/2 3 1/2 \$2.70
- 1E401** 5 1/2 4 1/2 2.90
- 1E402** 6 1/2 6 3.60
- 1E403** 7 1/2 7 1/2 4.40
- 1E404** 8 10 5.00
- 1E405** 8 1/2 12 1/2 7.20
- 1E406** 9 1/2 18 11.50
- Salad Bows**—Rolled edge.
- Diam. Wt. Dos.
- 1E480** 5 1/2 4 lbs. \$1.90
- 1E465** 8 22 10.55
- 1E466** 9 1/2 26 14.40
- 1E467** 10 1/2 36 19.20
- 1E463** Oatmeal or Cereal Bowl—Diam. 6 1/2 in. Cap'y 13 oz. Wt. 7 1/4 lbs. Dos. \$3.50
- 1E485** Grapefruit Bowl—Diam. 6 1/2 in. Cap'y 7 1/2 oz. Wt. dos. 8 lbs. Dos. \$3.90

- Bowls**—Rolled edge.
- 1E410** Diam. 6 in. Cap'y 11 oz. Wt. dos. 8 lbs. Dos. \$3.60
- 1E409** Diam. 5 1/2 in. Cap'y 16 oz. Wt. dos. 10 lbs. Dos. \$3.85
- Bowls**—Low footed, medium weight.
- 1E492** Diam. 4 1/2 in. Cap'y 8 oz. Wt. dos. 8 lbs. Dos. \$4.00
- 1E493** Diam. 5 1/2 in. Cap'y 10 oz. Wt. dos. 10 lbs. Dos. \$4.40
- 1E408** Diam. 5 1/2 in. Cap'y 10 oz. Wt. dos. 18 lbs. Dos. \$4.80
- 1E442** Fruit or Sauce Dish—Conic. Rolled edge. Diam. 5 in. Wt. dos. 4 lbs. Dos. \$1.90
- 1E420** Fruit or Sauce Dish—Thick. Diam. 4 1/4 in. Wt. dos. 6 1/4 lbs. Dos. \$1.80
- Fruit or Sauce Dishes**—Rolled edge.
- Diam. Wt. Dos.
- 1E443 1/2** 4 1/2 in. 4 lbs. \$1.80
- 1E443** 5 1/2 in. 4 1/2 lbs. 1.90
- 1E444** 5 1/2 in. 4 1/2 lbs. 2.15

- Ice Cream or Sauce Dish**—Diam. Wt. Dos.
- 1E445** 4 1/2 in. 2 1/2 lbs. \$1.65
- Shell Ice Cream Dishes**—Size In. Wt. Dos. Dos.
- 1E447** 4 1 1 1/4 in. 2 1/2 lbs. \$2.70
- 1E448** 5 1/2 3 1/4 in. 4 1/2 lbs. 3.05
- Sauce Boats**—
- Cap'y Wt. Dos.
- 1E471** 8 10 \$7.20
- 1E470** 10 1/2 13 1/2 8.50
- 1E423** Egg or Custard Cup—Cap'y 6 oz. Unhanded. Wt. dos. 5 lbs. Dos. \$3.10
- 1E441** Double Egg Cup—Cap'y 4 oz. Wt. dos. 5 lbs. Dos. \$3.45
- 1E488** Boston Egg Cup—Cap'y 6 oz. Wt. dos. 5 1/2 lbs. Dos. \$3.45

- Sugar Bowls**—
- 1E469** Vienna shape. Cap'y 8 oz. Wt. dos. 10 lbs. Dos. \$7.20
- 1E468** Vienna shape. Cap'y 16 oz. Wt. dos. 21 lbs. Dos. \$10.00
- Sugar Bowls**—Round shape.
- Cap'y Wt. Dos.
- 1E471** 8 10 \$7.20
- 1E470** 10 1/2 13 1/2 8.50
- 1E423** Egg or Custard Cup—Cap'y 6 oz. Unhanded. Wt. dos. 5 lbs. Dos. \$3.10
- 1E441** Double Egg Cup—Cap'y 4 oz. Wt. dos. 5 lbs. Dos. \$3.45
- 1E488** Boston Egg Cup—Cap'y 6 oz. Wt. dos. 5 1/2 lbs. Dos. \$3.45

- Sugar Bowls**—
- 1E469** Vienna shape. Cap'y 8 oz. Wt. dos. 10 lbs. Dos. \$7.20
- 1E468** Vienna shape. Cap'y 16 oz. Wt. dos. 21 lbs. Dos. \$10.00
- Sugar Bowls**—Round shape.
- Cap'y Wt. Dos.
- 1E471** 8 10 \$7.20
- 1E470** 10 1/2 13 1/2 8.50
- 1E423** Egg or Custard Cup—Cap'y 6 oz. Unhanded. Wt. dos. 5 lbs. Dos. \$3.10
- 1E441** Double Egg Cup—Cap'y 4 oz. Wt. dos. 5 lbs. Dos. \$3.45
- 1E488** Boston Egg Cup—Cap'y 6 oz. Wt. dos. 5 1/2 lbs. Dos. \$3.45

"PILGRIM" PATTERN TRANSLUCENT CHINA

Genuine translucent vitrified china. Green underglaze decoration consisting of two fine lines near the edge and one fine line on shoulder on flat pieces, foot line on tall pieces. Carried in medium weight rolled edges. One of the best appearing and strongest lines offered. Excellently suited to the needs of the average restaurant.

- 1E36716 After Dinner Coffee Cup**—Block handle. Cap'y 3 oz. Wt. dos. 3 1/4 lbs. Dos. \$2.55
- 1E36717 Saucer to Match**—Rolled edge. Diam. 4 1/4 in. Wt. dos. 3 1/4 lbs. Dos. \$1.60
- 1E36711** **1E36710**

- Cups**—Block handle.
- 1E36711** Light weight. Cap'y 7 oz. Wt. dos. 6 1/4 lbs. Dos. \$3.20
- 1E36709** Medium weight. Cap'y 8 oz. Wt. dos. 7 lbs. Dos. \$3.20
- 1E36785** Heavy weight. Cap'y 7 1/2 oz. Wt. dos. 8 lbs. Dos. \$3.20
- 1E36713** Medium weight. Cap'y 8 1/2 oz. Wt. dos. 8 lbs. Dos. \$3.85
- 1E36714** Welded handle, medium weight. Cap'y 7 1/2 oz. Wt. dos. 8 1/2 lbs. Dos. \$3.55
- 1E36715** Bouillon Cup—Cap'y 7 oz. Wt. dos. 6 1/2 lbs. Dos. \$4.50
- 1E36710** Straight sides, welded handle. Cap'y 7 1/2 oz. Wt. dos. 8 lbs. Dos. \$3.55
- Saucers to Match Above Cups**—
- 1E36712** Narrow footed, rolled edge. Diam. 6 1/4 in. Wt. dos. 7 1/4 lbs. Dos. \$1.85
- 1E36786** Broad footed, rolled edge. Diam. 6 1/4 in. Wt. dos. 7 1/4 lbs. Dos. \$1.85
- Coffee Mug**—
- 1E36718** Welded handle. Cap'y 7 1/2 oz. Wt. dos. 13 1/2 lbs. Dos. \$4.25

- Oval Platters**—Rolled edge.
- Lgth. Wt. Dos.
- 1E36731** 7 5 1/2 \$3.40
- 1E36732** 8 1/2 8 1/2 4.10
- 1E36733** 9 1/2 12 5.10
- 1E36734** 10 1/2 15 6.10
- 1E36735** 11 1/2 20 7.60
- 1E36736** 12 1/2 24 8.85
- 1E36737** 13 28 12.25
- Pitchers**—Rolled edge.
- Cap'y Wt. Dos.
- 1E36757** 6 5 1/2 \$3.55
- 1E36755** 20 10 10.20

- Ind. Creams**—
- 1E36761** Tankard, unhanded. Cap'y 1 oz. Wt. dos. 2 1/2 lbs. Dos. \$2.40
- 1E36759** Block handled. Cap'y 2 oz. Wt. dos. 2 1/2 lbs. Dos. \$2.55
- 1E36758** Cereal Cream—Handled. Cap'y 3 oz. Wt. dos. 3 1/2 lbs. Dos. \$3.25
- Ind. Butters**—
- Diam. Wt. Dos.
- 1E36721** Thick 3 1/2 3 \$1.20
- 1E36736** Rld. Edge 3 1/2 2 \$1.20
- 1E36750** Mustard—Unhanded. Covered. Cap'y 3 oz. Wt. dos. 5 lbs. Dos. \$4.25

- Ind. Creams**—
- 1E36761** Tankard, unhanded. Cap'y 1 oz. Wt. dos. 2 1/2 lbs. Dos. \$2.40
- 1E36759** Block handled. Cap'y 2 oz. Wt. dos. 2 1/2 lbs. Dos. \$2.55
- 1E36758** Cereal Cream—Handled. Cap'y 3 oz. Wt. dos. 3 1/2 lbs. Dos. \$3.25
- Ind. Butters**—
- Diam. Wt. Dos.
- 1E36721** Thick 3 1/2 3 \$1.20
- 1E36736** Rld. Edge 3 1/2 2 \$1.20
- 1E36750** Mustard—Unhanded. Covered. Cap'y 3 oz. Wt. dos. 5 lbs. Dos. \$4.25

- Plates**—Rolled edge.
- Diam. Wt. Dos.
- 1E36775** 5 1/2 4 \$2.05
- 1E36777** 5 1/2 4 2.40
- 1E36778** 7 1/2 8 1/2 2.70
- 1E36779** 7 1/2 10 3.20
- 1E36780** 8 1/2 12 1/2 3.75
- 1E36781** 9 15 4.25
- 1E36783** Soup Plate—Coupe. Rolled edge. Diam. 7 1/2 in. Wt. dos. 14 1/2 lbs. Dos. \$3.75
- 1E36782** Soup Plate—Rim. Rolled edge. Diam. 9 in. Wt. dos. 14 lbs. Dos. \$4.50
- Compartment Plates**—
- 1E36797** Round. Diam. 10 1/4 in. Wt. dos. 33 lbs. Dos. \$20.00

- Oval Vegetable Bakers**—Rolled edge.
- Lgth. Wt. Dos.
- 1E36705** 5 1/2 3 1/2 \$2.90
- 1E36701** 5 1/2 4 1/2 3.05
- Salad Bows**—
- Diam. Wt. Dos.
- 1E36765** 6 1/2 12 1/2 \$6.10
- 1E36766** 7 15 7.15
- 1E36767** 8 1/2 24 11.20
- 1E36752** Oatmeal or Cereal Bowl—Rolled edge. Diam. 6 in. Cap'y 10 oz. Wt. dos. 7 1/4 lbs. Dos. \$3.60
- 1E36784** Grapefruit or Cereal Bowl—Diam. 6 1/2 in. Cap'y 7 1/2 oz. Wt. dos. 8 lbs. Dos. \$4.15
- 1E36792** Chili Bowl—Low footed. Diam. 4 1/2 in. Cap'y 8 oz. Wt. dos. 8 lbs. Dos. \$4.2
- 1E36707** Soup Bowl—Low footed, medium weight. Diam. 5 in. Cap'y 11 oz. Wt. dos. 10 1/2 lbs. Dos. \$4.70

- Oval Platters**—Rolled edge.
- Lgth. Wt. Dos.
- 1E36731** 7 5 1/2 \$3.40
- 1E36732** 8 1/2 8 1/2 4.10
- 1E36733** 9 1/2 12 5.10
- 1E36734** 10 1/2 15 6.10
- 1E36735** 11 1/2 20 7.60
- 1E36736** 12 1/2 24 8.85
- 1E36737** 13 28 12.25
- Pitchers**—Rolled edge.
- Cap'y Wt. Dos.
- 1E36757** 6 5 1/2 \$3.55
- 1E36755** 20 10 10.20

- Ind. Creams**—
- 1E36761** Tankard, unhanded. Cap'y 1 oz. Wt. dos. 2 1/2 lbs. Dos. \$2.40
- 1E36759** Block handled. Cap'y 2 oz. Wt. dos. 2 1/2 lbs. Dos. \$2.55
- 1E36758** Cereal Cream—Handled. Cap'y 3 oz. Wt. dos. 3 1/2 lbs. Dos. \$3.25
- Ind. Butters**—
- Diam. Wt. Dos.
- 1E36721** Thick 3 1/2 3 \$1.20
- 1E36736** Rld. Edge 3 1/2 2 \$1.20
- 1E36750** Mustard—Unhanded. Covered. Cap'y 3 oz. Wt. dos. 5 lbs. Dos. \$4.25

- Ind. Creams**—
- 1E36761** Tankard, unhanded. Cap'y 1 oz. Wt. dos. 2 1/2 lbs. Dos. \$2.40
- 1E36759** Block handled. Cap'y 2 oz. Wt. dos. 2 1/2 lbs. Dos. \$2.55
- 1E36758** Cereal Cream—Handled. Cap'y 3 oz. Wt. dos. 3 1/2 lbs. Dos. \$3.25
- Ind. Butters**—
- Diam. Wt. Dos.
- 1E36721** Thick 3 1/2 3 \$1.20
- 1E36736** Rld. Edge 3 1/2 2 \$1.20
- 1E36750** Mustard—Unhanded. Covered. Cap'y 3 oz. Wt. dos. 5 lbs. Dos. \$4.25

- 1E36723** Egg or Custard Cup—Unhanded, rolled edge. Cap'y 6 oz. Wt. dos. 5 lbs. Dos. \$3.30
- 1E36724** Double Egg Cup—Cap'y 4 1/2 oz. Wt. dos. 5 lbs. Dos. \$3.65
- 1E36725** Single Egg Cup—Cap'y 1 1/2 oz. Wt. dos. 2 lbs. Dos. \$3.05
- Oval Vegetable Bakers**—Rolled edge.
- Lgth. Wt. Dos.
- 1E36705** 5 1/2 3 1/2 \$2.90
- 1E36701** 5 1/2 4 1/2 3.05
- Salad Bows**—
- Diam. Wt. Dos.
- 1E36765** 6 1/2 12 1/2 \$6.10
- 1E36766** 7 15 7.15
- 1E36767** 8 1/2 24 11.20
- 1E36752** Oatmeal or Cereal Bowl—Rolled edge. Diam. 6 in. Cap'y 10 oz. Wt. dos. 7 1/4 lbs. Dos. \$3.60
- 1E36784** Grapefruit or Cereal Bowl—Diam. 6 1/2 in. Cap'y 7 1/2 oz. Wt. dos. 8 lbs. Dos. \$4.15
- 1E36792** Chili Bowl—Low footed. Diam. 4 1/2 in. Cap'y 8 oz. Wt. dos. 8 lbs. Dos. \$4.2
- 1E36707** Soup Bowl—Low footed, medium weight. Diam. 5 in. Cap'y 11 oz. Wt. dos. 10 1/2 lbs. Dos. \$4.70

- Oval Platters**—Rolled edge.
- Lgth. Wt. Dos.
- 1E36731** 7 5 1/2 \$3.40
- 1E36732** 8 1/2 8 1/2 4.10
- 1E36733** 9 1/2 12 5.10
- 1E36734** 10 1/2 15 6.10
- 1E36735** 11 1/2 20 7.60
- 1E36736** 12 1/2 24 8.85
- 1E36737** 13 28 12.25
- Pitchers**—Rolled edge.
- Cap'y Wt. Dos.
- 1E36757** 6 5 1/2 \$3.55
- 1E36755** 20 10 10.20

- Ind. Creams**—
- 1E36761** Tankard, unhanded. Cap'y 1 oz. Wt. dos. 2 1/2 lbs. Dos. \$2.40
- 1E36759** Block handled. Cap'y 2 oz. Wt. dos. 2 1/2 lbs. Dos. \$2.55
- 1E36758** Cereal Cream—Handled. Cap'y 3 oz. Wt. dos. 3 1/2 lbs. Dos. \$3.25
- Ind. Butters**—
- Diam. Wt. Dos.
- 1E36721** Thick 3 1/2 3 \$1.20
- 1E36736** Rld. Edge 3 1/2 2 \$1.20
- 1E36750** Mustard—Unhanded. Covered. Cap'y 3 oz. Wt. dos. 5 lbs. Dos. \$4.25

- Ind. Creams**—
- 1E36761** Tankard, unhanded. Cap'y 1 oz. Wt. dos. 2 1/2 lbs. Dos. \$2.40
- 1E36759** Block handled. Cap'y 2 oz. Wt. dos. 2 1/2 lbs. Dos. \$2.55
- 1E36758** Cereal Cream—Handled. Cap'y 3 oz. Wt. dos. 3 1/2 lbs. Dos. \$3.25
- Ind. Butters**—
- Diam. Wt. Dos.
- 1E36721** Thick 3 1/2 3 \$1.20
- 1E36736** Rld. Edge 3 1/2 2 \$1.20
- 1E36750** Mustard—Unhanded. Covered. Cap'y 3 oz. Wt. dos. 5 lbs. Dos. \$4.25

- Ind. Creams**—
- 1E36761** Tankard, unhanded. Cap'y 1 oz. Wt. dos. 2 1/2 lbs. Dos. \$2.40
- 1E36759** Block handled. Cap'y 2 oz. Wt. dos. 2 1/2 lbs. Dos. \$2.55
- 1E36758** Cereal Cream—Handled. Cap'y 3 oz. Wt. dos. 3 1/2 lbs. Dos. \$3.25
- Ind. Butters**—
- Diam. Wt. Dos.
- 1E36721** Thick 3 1/2 3 \$1.20
- 1E36736** Rld. Edge 3 1/2 2 \$1.20
- 1E36750** Mustard—Unhanded. Covered. Cap'y 3 oz. Wt. dos. 5 lbs. Dos. \$4.25



"MILDRED" PATTERN TRANSLUCENT CHINA

Fraunfelter China in green band and line decoration. Famous for its fine body, marvelous whiteness and wonderful translucency. Has green band and line on edges and green line on shoulders. Rolled edges, medium weight, underglaze colors. A standard decoration.

"LUCILLE" PATTERN TRANSLUCENT CHINA

Another handsome pattern in Fraunfelter China, the finest and most exclusive domestic china produced. The decoration comprises two uniform size green pin lines. A pattern always in demand. All pieces are medium weight with rolled edges and underglaze colors.



Cups—Block handle. Wt. doz. about 6 lbs.

IE5511 Light weight. Cap'y 8 oz. Dos. \$3.25
 IE5596 Heavy weight. Cap'y 8 oz. Dos. \$2.95
 IE5505 Heavy weight, welded handle. Cap'y 6 1/2 oz. Wt. doz. 7 1/2 lbs. Dos. \$3.55
 IE5517 Bouillon. Medium weight. Cap'y 7 1/2 oz. Dos. \$5.25

IE5512 Saucer to Match Above—Wt. doz. Dos. \$2.10

IE5594 Chinese Unhandled Tea Cups—Cap'y 3 oz. Wt. doz. 3 lbs. Dos. \$2.40

Individual Creamers—
 IE5561 1/4 Unhandled. Cap'y 1 oz. Wt. doz. 2 lbs. Dos. \$2.50
 IE5561 Block Handle. Cap'y 2 oz. Wt. doz. 4 1/2 lbs. Dos. \$2.00
 IE5559 3 oz. 5 lbs. \$3.15

Individual Butters—
 IE5525 Delmonico. Diam. 3 1/2 in. Wt. doz. 1 1/2 lbs. Dos. \$1.05
 IE5526 Thick. Diam. 3 in. Wt. doz. 1 1/2 lbs. Dos. \$.95

IE5550 Covered Mustard—Unhandled. Cap'y 4 oz. Wt. doz. 6 lbs. Dos. \$4.75

Fruit Comports—High foot. Diam. In. Wt. Dos.
 IE5527 6 1/2 11 lbs. \$12.60
 IE5529 8 1/2 19 lbs. 21.00

IE5593 Chop Suet Compot—Diam. 6 1/2 in. Wt. doz. 13 1/2 lbs. Dos. \$8.40

Teapots—
 Cap'y Wt. Dos.
 IE5585 11 8 1/2 \$9.55
 IE5584 16 11 11.55

IE5519 Celery Tray—Length 10 1/2 in. Wt. doz. 12 1/2 lbs. Dos. \$12.60

IE5549 Ice or Butter Tub—Diam. 9 1/2 in. Wt. doz. 54 lbs. Dos. \$42.00

Plates—Rolled edge. Diam. Wt. Dos.
 IE5575 5 1/2 in. 4 1/2 lbs. \$2.10
 IE5576 6 1/4 in. 5 lbs. 2.30
 IE5577 7 in. 8 lbs. 2.75
 IE5578 7 1/2 in. 9 lbs. 2.75
 IE5579 8 1/4 in. 10 lbs. 3.05
 IE5580 9 in. 14 1/2 lbs. 4.60
 IE5581 9 1/4 in. 17 1/2 lbs. 5.90

Soup Plates—Rolled edge. Diam. Wt.
 IE5583 Coupe 7 1/4 10 \$4.00
 IE5582 Rim 8 1/4 14 3.50
 IE5582 1/2 Rim 8 1/4 11 3.25



Oval Platters—Rolled edge. Leth. Wt. Dos.
 IE5530 7 1/2 in. 7 1/2 lbs. \$5.25
 IE5531 8 1/4 in. 11 lbs. 6.30
 IE5533 10 1/4 in. 16 lbs. 7.35
 IE5534 11 in. 18 1/2 lbs. 7.90
 IE5535 11 1/4 in. 20 lbs. 8.40
 IE5536 12 1/4 in. 25 lbs. 10.50
 IE5537 13 1/4 in. 31 lbs. 14.70
 IE5538 15 in. 37 lbs. 18.90
 IE5540 17 1/4 in. 63 lbs. 33.60

Pitchers—Cap'y Wt. Dos.
 IE5558 4 oz. 5 lbs. \$3.55
 IE5557 6 oz. 6 1/2 lbs. 4.40
 IE5556 9 1/2 oz. 7 lbs. 6.30
 IE5554 12 oz. 8 lbs. 8.40
 IE5554 16 oz. 10 lbs. 9.45



Covered Sugar Bowls—Cap'y Wt.
 IE5588 V'na. 12 8 1/2 8.95
 IE5570 Club 10 8 1/2 8.95

Custard or Egg Cups—Style Cap'y Wt.
 IE5521 Handled 5 1/2 5 1/2 \$2.75
 IE5522 Unhld. 5 1/2 5 1/2 3.70

Egg Cups—Style Wt. Dos.
 IE5523 Double 4 1/2 lbs. \$4.20
 IE5524 Single 1 1/2 lbs. 2.65



Oval Vegetable Bakers—Rolled edge. Leth. Wt. Dos.
 IE5500 5 1/4 in. 5 lbs. \$3.15
 IE5501 5 1/4 in. 6 lbs. 3.15
 IE5502 6 1/2 in. 7 lbs. 3.15
 IE5503 9 1/4 in. 18 lbs. 6.40

Salad Bowls—Rolled edge. Diam. Wt. Dos.
 IE5565 6 1/2 in. 12 1/2 lbs. \$5.50
 IE5566 7 1/4 in. 17 lbs. 8.40
 IE5567 7 1/4 in. 18 1/2 lbs. 11.55
 IE5568 8 1/4 in. 21 lbs. 14.00
 IE5569 9 1/4 in. 34 lbs. 16.80



IE5563 Oatmeal Bowl—Rolled edge. Diam. 5 1/2 in. Wt. doz. 9 lbs. Dos. \$4.50

IE5597 Grapefruit or Cereal Bowl—Diam. 6 1/2 in. Wt. doz. 6 lbs. Dos. \$4.75

Soup Bowls—Diam. Wt.
 IE5509 Footed 5 1/4 8 \$4.75
 IE5510 Low Foot 5 8 4.75

IE5507 Rector Nappy—Thick. Diam. 5 1/2 in. Wt. doz. 11 lbs. Dos. \$4.50

Fruit or Sauce Dish—Rolled edge. Diam. Wt. Dos.
 IE5542 5 1/4 4 lbs. \$2.00

Coupe Sauce Dishes—Rolled edge. Diam. Wt. Dos.
 IE5543 5 1/4 4 lbs. 2.00
 IE5545 5 1/4 5 lbs. 2.10

Handled Ice Cream or Olive Dishes—Diam. Wt.
 IE5548 Plain 4 1/4 3 \$2.50
 IE5547 Plain 5 3 1/4 2.75



Sauce or Butter Boats—Cap'y Wt.
 IE5572 3 1/2 3 lbs. \$2.35
 IE5573 5 1/2 7 1/2 lbs. 8.40

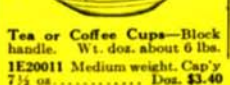
IE5564 Shell Pickle Dish—Length 7 1/2 in. Wt. doz. 7 1/2 lbs. Dos. \$7.55

IE5520 Cake Cover—Diam. 5 1/2 in. Wt. doz. 10 1/2 lbs. Dos. \$7.35



IE20015 After Dinner Coffee Cup—Saxon. Cap'y 3 1/2 oz. Wt. doz. 3 lbs. Dos. \$2.75

IE20016 Saucer to Match—Wt. doz. 3 1/2 lbs. Dos. \$1.90



Tea or Coffee Cups—Block handle. Wt. doz. about 6 lbs.

IE20011 Medium weight. Cap'y 7 1/2 oz. Dos. \$3.40

IE20005 Heavy weight, welded handle. Cap'y 6 1/2 oz. Dos. \$3.40

IE20096 Heavy weight. Cap'y 8 oz. Dos. \$2.95

IE20017 Bouillon. Medium weight. Cap'y 7 1/2 oz. Dos. \$5.00

IE20012 Saucer to match above cups. Wt. doz. 6 lbs. Dos. \$2.00

IE20094 Chinese Unhandled Tea Cups—Cap'y 3 oz. Wt. doz. 3 lbs. Dos. \$2.40



Individual Creamers—
 IE20061 1/4 Unhandled. Cap'y 1 oz. Wt. doz. 2 lbs. Dos. \$2.40
 IE20061 Handled. Cap'y 2 oz. Wt. doz. 4 1/2 lbs. Dos. \$2.75

IE20059 Handled. Cap'y 3 oz. Wt. doz. 5 lbs. Dos. \$3.00

Individual Butter—
 IE20025 Delmonico. Diam. 3 1/2 in. Wt. doz. 2 lbs. Dos. \$1.00
 IE20026 Ind. Butter. Thick. Diam. 3 1/2 in. Wt. doz. 3 lbs. Dos. \$1.00

Mustards—Round, handled, Covered.
 IE20051 Cap'y 2 1/2 oz. Wt. doz. 4 1/2 lbs. Dos. \$4.00
 IE20050 Unhld., covered. Cap'y 5 oz. Wt. doz. 10 lbs. Dos. \$4.50

Fruit Comports—High foot. Diam. Wt.
 IE20027 6 1/2 11 \$12.00
 IE20028 7 1/2 15 12.00
 IE20029 8 1/2 19 15.00
 IE20020 Cake Cover—Diam. 5 1/2 in. Wt. doz. 10 1/2 lbs. Dos. \$5.00

Plates—Rolled edge. Diam. Wt. Dos.
 IE20075 5 1/2 in. 4 1/2 lbs. \$2.00
 IE20076 6 1/4 in. 5 lbs. 2.20
 IE20077 7 in. 8 lbs. 2.60
 IE20078 7 1/2 in. 9 lbs. 3.00
 IE20079 8 1/4 in. 10 lbs. 3.50
 IE20080 9 1/4 in. 14 1/2 lbs. 4.60
 IE20081 9 1/4 in. 17 1/2 lbs. 5.60

Soup Plates—Rolled edge. Diam. Wt.
 IE20083 Coupe 7 1/4 10 \$3.80
 IE20082 1/2 Rim 8 1/4 11 3.80
 IE20082 Rim 8 1/4 14 4.25

Compartment Plates—
 IE20091 Round. 6 compartments. Diam. 12 in. Wt. doz. 32 1/2 lbs. Dos. \$26.25



Oval Platters—Rolled edge. Leth. Wt. Dos.
 IE20030 7 1/2 7 1/2 lbs. \$5.00
 IE20031 8 1/4 11 lbs. 6.00
 IE20033 10 1/4 16 lbs. 7.00
 IE20034 11 19 lbs. 7.50
 IE20036 12 1/2 25 lbs. 10.00
 IE20037 13 1/4 31 lbs. 14.00
 IE20038 15 37 lbs. 18.00
 IE20040 17 1/4 63 lbs. 30.00



Covered Sugar Bowls—
 IE20070 Club style. Cap'y 10 oz. Wt. doz. 8 1/2 lbs. Dos. \$8.50

IE20071 Club style. Cap'y 16 oz. Wt. doz. 11 lbs. Dos. \$10.00

IE20088 Vienna. Cap'y 12 oz. Wt. doz. 8 1/2 lbs. Dos. \$5.50

Jugs—Cap'y Wt. Dos.
 IE20058 4 oz. 5 lbs. \$3.40
 IE20057 6 oz. 6 1/2 lbs. 4.20
 IE20055 12 oz. 8 lbs. 8.00
 IE20054 16 oz. 10 lbs. 9.00
 IE20056 9 1/2 oz. 7 lbs. 6.00

Custard or Egg Cups—Style Cap'y Wt.
 IE20021 Hld. 5 1/2 5 1/2 \$2.75
 IE20022 Unhld. 5 1/2 5 1/2 3.50

Egg Cups—
 IE20023 Double. 4 1/2 \$4.00
 IE20024 Single. 1 1/2 2.50
 IE20049 Ice or Butter Tub—Diam. 9 1/2 in. Wt. doz. 54 lbs. Dos. \$40.00

Oval Vegetable Bakers—Rolled edge. Leth. Wt.
 IE20000 5 1/2 5 \$3.00
 IE20001 5 1/2 6 3.00
 IE20002 6 1/2 7 3.00
 IE20004 10 18 9.60



Salad Bowls—Rolled edge. Diam. Leth.
 IE20005 6 1/2 12 1/2 \$7.00
 IE20006 7 15 8.00
 IE20007 7 1/2 18 1/2 11.00
 IE20009 9 1/2 34 16.00

Oatmeal or Cereal Bowls—
 IE20063 Rolled edge. Diam. 5 1/2 in. Wt. doz. 9 lbs. Dos. \$4.30

IE20097 Grapefruit or Cereal Bowl—Wt. doz. 6 lbs. Diam. 6 1/2 in. Dos. \$4.50

IE20010 Soup Bowl. Low foot. Diam. 5 in. Wt. doz. 8 lbs. Dos. \$4.50

IE20009 Soup Bowl—Footed. Rolled edge. Diam. 5 1/2 in. Wt. doz. 8 lbs. Dos. \$4.50

IE20007 Rector Nappy—Thick. Diam. 5 1/2 in. Wt. doz. 11 lbs. Dos. \$4.30

IE20008 Chinese Rice Bowl—Diam. 4 1/2 in. Wt. doz. 4 lbs. Dos. \$3.00

Fruit or Sauce Dishes—Rolled edge. Diam. Wt. Dos.
 IE20042 5 1/4 in. 4 lbs. \$1.90
 IE20044 5 1/4 in. 5 lbs. 2.00
 IE20043 Coupe 5 1/2 in. 5 1/2 lbs. 1.90

Handled Ice Cream or Olive Dishes—Wt.
 IE20048 Plain 4 1/4 3 \$2.50
 IE20047 Plain 5 3 1/2 2.50

Sauce or Butter Boats—Cap'y Wt.
 IE20072 3 1/2 oz. 3 lbs. \$7.00
 IE20073 5 1/2 oz. 7 1/2 lbs. 8.00

IE20019 Celery Tray—Length 10 1/2 in. Wt. doz. 12 1/2 lbs. Dos. \$12.00

IE20064 Shell Pickle Dish—Length 7 1/2 in. Wt. doz. 7 1/2 lbs. Dos. \$7.20



"MARJORIE" PATTERN HOTEL PORCELAIN

J. & G. Meakin's Hard English Porcelain. Orange, blue, pink and green combination floral border with two green lines. Extra thick, nestle footed, extremely hard fired and wonderfully long wearing. Flat pieces, have welded edges. A truly beautiful decalcomania floral border decoration, rich in coloring and artistic in design applied under a hard fired glaze. The attractive color combinations make your table service more inviting for your guests.

"RUSHWORTH" PATTERN HOTEL PORCELAIN

J. & G. Meakin's Hard English Porcelain. Artistically decorated with decalcomania border under a hard fired glaze. Has turquoise panels flecked with gray, with burnt orange border and scrolls. Between the panels are sprays of brightly colored flowers consisting of a large red rose flanked by two smaller wild roses and blue forget-me-nots, all with leaves and burnt orange centers. A beautiful and attractive design but not gaudy. Flat pieces have welded edges.

1E5813 After Dinner Coffee Cup—Ovoid shape, block handle. Cap'y 3 1/2 oz. Wt. doz. 3 lbs. Dos. \$3.30
1E5814 Saucer to match—Diam. 4 1/2 in. Wt. doz. 3 lbs. Dos. \$1.65

Plates—Welded edge.
 Diam. Wt. Dos. Dos.
 1E5883 6 1/2 in. 5 lbs. \$3.00
 1E5882 7 in. 7 lbs. 3.30
 1E5881 8 in. 11 lbs. 4.30
 1E5880 9 in. 14 1/2 lbs. 5.30
1E5885 Soup Plate—Welded edge. Diam. 9 in. Wt. doz. 15 lbs. Dos. \$5.95
1E5886 Coupe Soup or Oyster Plate—Diam. 7 1/2 in. Wt. doz. 12 lbs. Dos. \$5.30

Oval Vegetable Bakers—
 Lgth. Wt. In. Lbs. In. Dos. Dos.
 1E5800 5 1/4 4 \$4.65
 1E5806 10 1/4 16 1/2 11.95

Cups—Heavy block handle. Cap'y 8 oz. Wt. doz. 6 1/2 lbs. Dos. \$4.00
 No. 1E5811 Ovoid Coffee \$4.00
 1E5817 Ovoid Bouillon 5.95
1E5812 Saucer to match above—Diam. 6 in. Wt. doz. 6 1/2 lbs. Dos. \$2.00

Oval Platters—Welded edge.
 Lgth. Wt. In. Lbs. In. Dos. Dos.
 1E5829 7 6 \$4.00
 1E5830 8 7 1/2 4.30
 1E5831 8 1/2 9 1/2 5.30
 1E5832 9 1/2 11 1/2 6.65
 1E5833 10 1/2 14 1/2 7.95
 1E5834 11 1/2 18 9.30
 1E5835 12 1/2 21 11.95
 1E5838 16 1/2 43 27.95

Soup Bowls—Low foot.
 Diam. Wt. Cap'y Lbs. In. Oz. Dos. Dos.
 1E5810 5 1/2 15 12 \$5.30
1E5875 Oatmeal or Cereal Bowl—Diam. 5 1/2 in. Cap'y 11 oz. Wt. doz. 6 1/2 lbs. Dos. \$3.30
1E5894 Grapefruit or Cereal Bowl—Diam. 6 1/2 in. Cap'y 7 1/2 oz. Wt. doz. 8 lbs. Dos. \$5.65

1E5864 Ind. Cream—Block handle. Cap'y 1 1/2 oz. Wt. doz. 3 lbs. Dos. \$3.65
1E5865 Ind. Cream—Unhld. Double lip. Cap'y 1 1/2 oz. Wt. doz. 2 lbs. Dos. \$3.65
1E5862 Cereal Cream—Hld. Cap'y 3 1/2 oz. Wt. doz. 4 lbs. Dos. \$4.30
1E5825 Ind. Butter—Diam. 3 1/4 in. Wt. doz. 2 lbs. Dos. \$1.35

Salad Bowls—
 Diam. Lbs. In. Dos. Dos.
 1E5870 5 1/2 8 1/2 \$8.60
 1E5873 9 25 17.90

Fruit or Sauce Dishes—
 Diam. Wt. Dos. Dos.
 1E5843 5 in. 4 lbs. \$2.00
 1E5844 5 1/2 in. 6 1/2 lbs. 2.10
1E5849 Shell. Ice Cream— Diam. 5 in. Wt. doz. 4 lbs. Dos. \$4.20

Ovoid Pitchers—
 No. Cap'y Wt. Dos. Dos.
 1E5858 12 oz. 10 lbs. \$9.30
 1E5857 19 oz. 12 lbs. 10.80

Fruit Comports—
 Diam. Wt. In. Lbs. In. Dos. Dos.
 1E5819 7 7 1/2 \$27.85
 1E5820 7 1/2 11 1/2 35.80
 1E5821 8 1/2 13 1/2 39.75

1E5851 Mustard Pot—Vienna shape, unhandled. Cap'y 3 oz. Wt. doz. 4 lbs. Dos. \$5.30
1E5822 Cake Cover—With hole. Diam. 6 in. Wt. doz. 10 lbs. Dos. \$9.30
1E5847 Ice or Butter Tub— Diam. 9 1/2 in. Wt. doz. 56 lbs. Dos. \$47.70

Fruit Comports—
 Diam. Wt. In. Lbs. In. Dos. Dos.
 1E5819 7 7 1/2 \$27.85
 1E5820 7 1/2 11 1/2 35.80
 1E5821 8 1/2 13 1/2 39.75

1E5891 Covered Sugar Bowl—Cap'y 18 oz. Wt. doz. 10 lbs. Dos. \$14.60
1E5824 Egg or Custard Cup—Heavy block handle. Cap'y 6 1/2 oz. Wt. doz. 4 1/2 lbs. Dos. \$5.30

1E5868 Medium Sauce Boat—Cap'y 7 1/2 oz. Wt. doz. 9 lbs. Dos. \$13.20
1E5867 Ind. Sauce Boat— Cap'y 2 1/2 oz. Wt. doz. 2 1/2 lbs. Dos. \$10.60
1E5823 Celery Tray—Length 10 1/2 in. Wt. doz. 9 lbs. Dos. \$15.90
1E5854 Shell Pickle Dish— Length 8 1/2 in. Wt. doz. 5 1/2 lbs. Dos. \$7.95

1E5713 After Dinner Coffee Cup—Ovoid shape, block handle. Cap'y 3 1/2 oz. Wt. doz. 3 lbs. Dos. \$3.30
1E5714 Saucer to Match—Diam. 5 in. Wt. doz. 3 lbs. Dos. \$1.65

Plates—Welded edge.
 Diam. Wt. Dos. Dos.
 1E5783 6 1/2 in. 5 lbs. \$3.00
 1E5782 7 in. 7 lbs. 3.30
 1E5781 8 in. 11 lbs. 4.30
 1E5780 9 in. 14 lbs. 5.30
1E5785 Soup Plate—Welded edge. Diam. 9 in. Wt. doz. 15 lbs. Dos. \$5.95
1E5786 Coupe Soup—Welded edge. Diam. 7 1/2 in. Wt. doz. 12 lbs. Dos. \$5.30

Oval Vegetable Bakers— Rolled edge.
 Lgth. Wt. In. Lbs. In. Dos. Dos.
 1E5700 5 1/4 4 \$4.65
 1E5701 5 1/4 5 4.70
 1E5706 10 1/4 16 1/2 11.95

1E5711 Coffee Cups—Heavy block handle. Ovoid. Cap'y 8 oz. Wt. doz. 4 1/2 lbs. Dos. \$4.00
1E5717 Bouillon Cups— Cap'y 8 oz. Wt. doz. 6 lbs. Dos. \$5.95

1E5712 Saucers to match above—Diam. 6 1/2 in. Wt. doz. 5 1/2 lbs. Dos. \$2.00

Soup Bowl—Low foot.
 Diam. Wt. In. Lbs. In. Dos. Dos.
 1E5710 5 1/2 12 \$5.30

1E5764 Ind. Cream—Vienna, block handle. Cap'y 2 oz. Wt. doz. 3 lbs. Dos. \$3.65
1E5765 Ind. Cream—Unhld., double lip. Cap'y 1 1/2 oz. Wt. doz. 2 lbs. Dos. \$3.65
1E5762 Cereal Cream—Hld. Cap'y 3 1/2 oz. Wt. doz. 4 lbs. Dos. \$4.30

Oval Platters—Welded edge.
 Lgth. Wt. In. Lbs. In. Dos. Dos.
 1E5729 7 6 \$4.00
 1E5731 8 1/2 9 1/2 5.30
 1E5732 9 1/2 11 1/2 6.65
 1E5733 10 1/2 14 1/2 7.95
 1E5734 11 1/2 18 9.30
 1E5735 12 1/2 21 11.95
 1E5738 16 1/2 43 27.95
 1E5739 18 1/2 56 43.75

1E5797 Grape Fruit or Cereal Bowl—Diam. 6 1/2 in. Cap'y 10 oz. Wt. doz. 8 lbs. Dos. \$6.25

1E5725 Ind. Butter—Diam. 3 1/4 in. Wt. doz. 2 lbs. Dos. \$1.35

Ovoid Pitchers—
 Cap'y Wt. Dos. Dos.
 1E5768 14 oz. 11 lbs. \$9.30
 1E5767 22 oz. 18 lbs. 10.80

Salad Bowls—
 Diam. Wt. In. Lbs. In. Dos. Dos.
 1E5770 5 1/2 8 1/2 \$8.60
 1E5772 9 25 17.90


Fruit Comports—
 No. Diam. Wt. In. Lbs. In. Dos. Dos.
 1E5719 7 7 1/2 \$27.85
 1E5721 8 1/2 13 1/2 39.75

1E5751 Mustard Pot—Covered. Vienna shape, unhld. Cap'y 2 1/2 oz. Wt. doz. 4 lbs. Dos. \$5.30
1E5724 Egg or Custard Cup—Hld. Cap'y 6 1/2 oz. Wt. doz. 5 1/2 lbs. Dos. \$5.30
1E5722 Cake Cover—With hole. Diam. 6 in. Wt. doz. 10 lbs. Dos. \$9.30
1E5741 Double Egg Cup— Cap'y 4 1/2 oz. Wt. doz. 4 lbs. Dos. \$4.65

1E5791 Covered Sugar Bowl—Bag. Cap'y 18 oz. Wt. doz. 10 lbs. Dos. \$14.60
1E5724 Egg or Custard Cup—Hld. Cap'y 6 1/2 oz. Wt. doz. 5 1/2 lbs. Dos. \$5.30
1E5742 Single Egg Cup— Cap'y 1 1/2 oz. Wt. doz. 2 lbs. Dos. \$2.65

Fruits—Welded Edge.
 Diam. Wt. Dos. Dos.
 1E5743 5 in. 4 lbs. \$2.00
 1E5744 5 1/2 in. 6 1/2 lbs. 2.10

1E5749 Shell Ice Cream— Diam. 5 1/2 in. Wt. doz. 4 1/2 lbs. Dos. \$4.20
1E5767 Ind. Sauce Boat— Cap'y 2 1/2 oz. Wt. doz. 2 1/2 lbs. Dos. \$10.60
1E5768 Medium Sauce Boat— Cap'y 7 1/2 oz. Wt. doz. 9 lbs. Dos. \$13.20
1E5723 Celery Tray—Lgth. 10 1/2 in. Wt. doz. 9 lbs. Dos. \$15.90
1E5754 Shell Pickle Dish— Length 8 1/2 in. Wt. doz. 5 1/2 lbs. Dos. \$7.95



"ORIENT" PATTERN TRANSLUCENT CHINA

Blue and Brown Oriental Effect Design. Well known Greenwood china—the standard low priced china of the world—gives more service for the money than any other similar hotel ware made. Being thoroughly vitrified, it is absolutely non-porous. Welded edges insure long wear. Unusually attractive underglaze decalcomania decoration. Guaranteed not to craze.

- 1E36610-17 1E36611-12
- 1E36616 After Dinner Coffee Cup—Cap'y 3 1/2 oz. Wt. doz. 2 1/2 lbs. Doz. \$3.70
- 1E36617 Saucer to match—Diam. 5 in. Wt. doz. 2 1/2 lbs. Doz. \$2.40
- 1E36611 Coffee Cup—Block handle. Cap'y 8 1/2 oz. Wt. doz. 7 lbs. Doz. \$4.80
- 1E36615 Bouillon Cup—Block handle. Cap'y 9 oz. Wt. doz. 7 1/2 lbs. Doz. \$4.90
- 1E36610 Bouillon Cup—Unhanded. Cap'y 7 oz. Wt. doz. 5 lbs. Doz. \$4.00
- 1E36612 Saucer to match above Coffee or Bouillon Cup—Diam. 6 in. Half thick. Wt. doz. 6 lbs. Doz. \$3.20

- 1E36613 1E36618
- 1E36613 Coffee Cup—Block handle. Cap'y 8 oz. Doz. \$5.40
- 1E36614 Saucer to match Cup—Diam. 5 1/2 in. Wt. doz. 6 1/2 lbs. Doz. \$3.30
- 1E36618 Coffee Mug—Hld. Cap'y 8 oz. Wt. doz. 10 lbs. Doz. \$5.45

- Individual Creamers—Vienna shape, unhandled. Cap'y Wt. Doz. Doz. 1E36661 1 1/4 oz. 2 1/2 lbs. \$3.20

- 1E36626 Ind. Butter—Welded edge. Diam. 3 1/2 in. Wt. doz. 2 lbs. Doz. \$1.90

- 1E36650 Covered Mustard—Unhld. Vienna. Cap'y 3 1/2 oz. Wt. doz. 4 1/2 lbs. Doz. \$5.60

- Plates—Welded edge. Diam. Wt. Doz. Doz. 1E36675 5 1/2 in. 5 lbs. \$3.20 1E36678 6 1/4 in. 8 1/2 lbs. 4.15 1E36679 7 1/2 in. 11 lbs. 5.10 1E36680 9 in. 16 lbs. 5.60 1E36682 Soup Plate—Welded edge. Diam. 9 in. Wt. doz. 17 1/2 lbs. Doz. \$5.90

- 1E36683 Coupe Soup or Oyster Plate—Welded edge. Diam. 8 in. Wt. doz. 12 lbs. Doz. \$5.75



- Oval Platters—Welded edge. Lgth. Wt. Doz. Doz. 1E36631 6 1/2 6 \$ 4.90 1E36633 8 1/2 10 6.05 1E36635 10 12 8.75 1E36636 11 1/2 19 10.05 1E36637 12 1/2 25 12.40 1E36639 14 1/2 40 20.10 1E36640 16 1/2 55 41.70

- 1E36655
- Pitchers—Cap'y Wt. Doz. Doz. 1E36658 2 1/2 oz. 3 lbs. \$4.10 1E36657 5 oz. 6 lbs. 5.40 1E36655 10 oz. 8 1/2 lbs. 9.55

- 1E36624 Egg or Custard Cup Unhld. Cap'y 6 1/2 oz. Wt. doz. 5 lbs. Doz. \$5.10

- Covered Sugar Bowls—Vienna shape. Cap'y Wt. Doz. Doz. 1E36670 1 1/2 lb. 6 lbs. \$10.05 1E36671 1/2 lb. 9 lbs. 11.60

- Vegetable Bakers—Welded edge. Lgth. Wt. Doz. Doz. 1E36600 5 in. 4 lbs. \$4.50 1E36601 5 1/2 in. 6 lbs. 4.50 1E36602 6 1/2 in. 8 1/2 lbs. 5.60



- Salad Bowls—Half thick. Diam. Wt. Doz. Doz. 1E36685 6 1/2 10 1/2 \$9.50 1E36686 8 1/2 12 1/2 15.45 1E36663 Oatmeal Bowl—Diam. 5 1/2 in. Cap'y 1 1/2 oz. Wt. doz. 7 lbs. Doz. \$6.20 1E36685 Grapefruit or Cereal Bowl—Diam. 6 1/2 in. Cap'y 8 oz. Wt. doz. 8 lbs. Doz. \$6.35



- Soup Bowls—Half thick. Low foot. Diam. Cap'y Wt. Doz. Doz. 1E36607 5 13 10 \$5.55 1E36609 Soup Bowl—Half thick. Footed. Diam. 6 in. Cap'y 2 1/2 oz. Wt. doz. 14 lbs. Doz. \$6.40



- 1E36643 Fruit or Sauce Dish—Diam. 5 in. Wt. doz. 3 1/2 lbs. Doz. \$2.40 1E36647 Shell Ice Cream Dish—Diam. 5 in. Wt. doz. 4 1/2 lbs. Doz. \$4.80



- 1E36672 Sauce Boat—Ind. Cap'y 2 1/2 oz. Wt. 4 1/2 lbs. Doz. \$9.70 1E36620 Celery Tray—Lgth. 10 in. Wt. doz. 10 1/2 lbs. Doz. \$15.45 1E36619 Pickle Dish—Lgth. 8 1/2 in. Wt. doz. 6 1/2 lbs. Doz. \$9.55 1E36649 Ice Tub—Diam. 9 1/2 in. Wt. doz. 70 lbs. Doz. \$34.55

"FLORIDIAN" PATTERN CHINAWARE

Buffalo Vitrified China, with rolled edge. Decorated underglaze with Spanish decalcomania border in black, blue gray, tan and red, consisting of conventional leaves and geometric figures in panels between a narrow tan broken band at edge and a blue gray band below. A very pretty set in unique and attractive design.

- 1E7115 After Dinner Coffee Cup—Cap'y 3 oz. Wt. doz. 3 lbs. Doz. \$4.35

- 1E7116 Saucer to Match—Rolled edge. Wt. doz. 3 1/2 lbs. Doz. \$2.65



- 1E7111 Cup—Light weight. Cap'y 7 1/2 oz. Wt. doz. 4 1/2 lbs. Doz. \$5.25

- 1E7113 Cup—Medium weight. Cap'y 7 1/2 oz. Wt. doz. 6 lbs. Doz. \$5.25

- 1E7112 Saucer to match—Rolled edge. Narrow foot. Wt. doz. 7 1/2 lbs. Doz. \$3.10

- 1E7117 Bouillon Cup—Handled. Cap'y 7 oz. Wt. doz. 5 lbs. Doz. \$7.40

- 1E7161 Individual Creamer—Unhanded. Cap'y 1 1/2 oz. Wt. doz. 2 1/2 lbs. Doz. \$3.90

- 1E7159 Cereal Creamer—Handled. Cap'y 2 1/2 oz. Wt. doz. 3 1/2 lbs. Doz. \$5.30

- 1E7150 Mustard—Unhanded. Cap'y 3 1/2 oz. Wt. doz. 8 lbs. Doz. \$7.55

- Plates—Rolled edge. Diam. Wt. Doz. Doz. 1E7175 5 1/2 5 \$3.35 1E7177 7 1/2 9 4.20 1E7179 8 12 5.30 1E7180 9 17 6.45



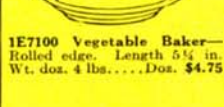
- Oval Platters—Rolled edge. Length Wt. Doz. Doz. 1E7130 7 7 \$5.60 1E7131 8 1/2 9 6.30 1E7132 9 1/2 12 8.95 1E7133 10 1/2 15 9.65 1E7134 11 1/2 21 12.60 1E7135 12 1/2 25 14.55 1E7136 13 1/2 30 20.15 1E7138 15 1/2 48 28.55



- 1E7170 Covered Sugar Bowl—Doric shape. Cap'y 12 oz. Wt. doz. 8 lbs. Doz. \$14.85



- 1E7123 Egg Cup—Unhanded. Rolled edge. Cap'y 6 oz. Wt. doz. 6 lbs. Doz. \$5.45



- 1E7100 Vegetable Baker—Rolled edge. Length 5 1/2 in. Wt. doz. 4 lbs. Doz. \$4.75

- Salad Bowls—Rolled edge. Diam. Wt. Doz. Doz. 1E7165 6 12 \$10.50 1E7166 7 14 11.90 1E7168 9 1/2 30 24.50

- 1E7164 Grapefruit Bowl—Rolled edge. Diam. 6 1/2 in. Wt. doz. 7 1/2 lbs. Doz. \$6.85

- Soup Bowls—Low foot. Medium weight. Diam. Wt. Doz. Doz. 1E7107 5 10 \$6.00 1E7108 5 1/2 13 6.70

- 1E7143 Fruit or Sauce Dish—Rolled edge. Diam. 5 1/2 in. Wt. doz. 5 1/2 lbs. Doz. \$3.30



- Sauce Boats—Cap'y Wt. Doz. Doz. 1E7172 3 5 \$10.50 1E7173 4 1/2 6 1/2 11.75



- 1E7119 Shell Pickle Dish—Length 8 in. Wt. doz. 5 1/2 lbs. Doz. \$11.75 1E7120 Celery Tray—Length 9 1/2 in. Wt. doz. 12 1/2 lbs. Doz. \$20.30



- 1E7149 Ice Tub—Diam. 9 1/2 in. Wt. doz. 96 lbs. Doz. \$52.50

- 1E7190 Match Stand—Round base. Square hood. Ht. 3 1/2 in. Wt. doz. 10 1/2 lbs. Doz. \$20.30



"MAYFLOWER" PATTERN TRANSLUCENT CHINA
 Shenango Vitrified China, decorated underglaze with brown, bluish gray, green and black conventional floral border. Medium weight rolled edges on all flat pieces. One of our best values in decalcomania patterns.

"NORTHWESTERN" PATTERN CHINAWARE
 Buffalo vitrified china, decorated underglaze with brown and green ornaments connected by green pin lines and narrow red brown band at edge. Medium weight, rolled edges on flat pieces. A highly artistic pattern suitable for finest dining rooms.

Tea or Coffee Cups—
1E615 After Dinner Cups—
 Cap'y 3 3/4 oz. Wt. doz. 3 1/2 lbs. Doz. \$3.75
1E616 After Dinner Saucers—
 Rolled edge, diam. 4 3/4 in. Wt. doz. 3 1/2 lbs. Doz. \$2.40


Tea or Coffee Cups—
1E611 Cup—Heavy, block handle, cap'y 7 oz. Wt. doz. 7 1/2 lbs. Doz. \$4.70
1E613 Cup—Light weight, block handle, cap'y 7 1/2 oz. Wt. doz. 4 1/2 lbs. Doz. \$4.70
1E612 Saucer to Match—
 Rolled edge, diam. 6 1/4 in. Wt. doz. 7 1/2 lbs. Doz. \$2.75
1E614 Saucer to Match—
 Plain edge, diam. 6 in. Wt. doz. 5 3/4 lbs. Doz. \$2.75

Bouillon Cups—
1E617 Block handles, cap'y 7 1/4 oz. Wt. doz. 5 lbs. Doz. \$6.65
1E618 Unhandled, Cap'y 7 1/2 oz. Wt. doz. 3 lbs. Doz. \$4.50
1E612 Saucer to Match—
 Rolled edge, diam. 6 1/4 in. Wt. doz. 7 1/2 lbs. Doz. \$2.75
1E614 Saucer to Match—
 Plain edge, diam. 6 in. Wt. doz. 5 3/4 lbs. Doz. \$2.75
1E623 Egg Cup—Unhld. Cap'y 7 oz. Wt. doz. 7 1/2 lbs. Doz. \$4.90

1E661 Ind. Cream—Unhld. Cap'y 1 oz. Wt. doz. 2 1/2 lbs. Doz. \$3.00
1E660 Cereal Cream—Unhld. Cap'y 4 oz. Wt. doz. 6 1/2 lbs. Doz. \$4.50

1E625 Ind. Butter—Rolled edge. Diam. 3 in. Wt. doz. 1 1/2 lbs. Doz. \$1.75

Plates—Rolled edge.
 Diam. Wt. Doz. Doz.
1E675 5 1/2 in. 4 3/4 lbs. \$3.00
1E676 6 1/4 in. 7 3/4 lbs. 3.50
1E677 7 3/4 in. 9 1/2 lbs. 4.00
1E679 8 in. 12 1/2 lbs. 5.50
1E680 9 in. 17 lbs. 6.25
Soup Plates—
1E682 Rim. Rolled edge. Diam. 9 in. Wt. doz. 17 lbs. Doz. \$6.65
1E683 Coupe Soup. Rolled edge. Diam. 7 3/4 in. Wt. doz. 11 1/2 lbs. Doz. \$5.50



Oval Platters—Rolled edge.
 Lgh. Wt. Doz. Doz.
1E620 7 in. 6 1/2 lbs. \$5.00
1E631 8 1/4 in. 9 1/4 lbs. 6.00
1E632 9 1/2 in. 12 lbs. 7.50
1E633 10 1/2 in. 15 lbs. 9.00
1E634 11 1/2 in. 21 lbs. 11.25
1E636 13 1/2 in. 30 lbs. 18.00
1E638 15 1/2 in. 48 lbs. 25.50
1E639 17 1/2 in. 54 lbs. 40.00
1E658 Cereal Jug—Cap'y 6 oz. Wt. doz. 5 1/2 lbs. Doz. \$6.90



Sugar Bowls—
1E670 Round shape. Cap'y 13 1/2 oz. Wt. doz. 15 1/2 lbs. Doz. \$13.25
1E671 Club shape. Cap'y 11 oz. Wt. doz. 9 1/2 lbs. Doz. \$15.00

1E619 Pickle Dish—Length 7 1/2 in. Wt. doz. 7 1/2 lbs. Doz. \$11.25
1E620 Celery Tray—Length 10 in. Wt. doz. 12 1/2 lbs. Doz. \$16.50
1E622 Cake Cover—Plain, with hole. Diam. 6 in. Wt. doz. 12 lbs. Doz. \$9.00

Oval Vegetable Bakers—
 Rolled edge. Lgh. Wt. Doz. Doz.
1E600 5 1/4 in. 4 lbs. \$4.25
1E601 5 3/4 in. 5 1/4 lbs. 4.50
Salad Bowls—Rolled edge.
 Diam. Wt. Doz. Doz.
1E665 6 in. 12 lbs. \$9.00
1E667 8 1/4 in. 24 1/2 lbs. 16.50

1E663 Oatmeal Bowl—Rolled edge. Diam. 5 1/4 in. Wt. doz. 7 1/4 lbs. Doz. \$6.25
1E685 Grape Fruit or Cereal Bowl—Rolled edge. Diam. 6 1/4 in. Wt. doz. 7 1/4 lbs. Doz. \$6.15
1E608 Soup Bowls—Low foot, med. weight, diam. 5 in. Wt. doz. 10 lbs. Doz. \$6.90

Fruit or Sauce Dishes—
 Rolled edge. Diam. Wt. Doz. Doz.
1E642 4 1/4 in. 4 lbs. \$2.80
1E643 5 1/4 in. 5 1/2 lbs. 3.00

Sauce Boats—
1E672 Individual. Rolled edge. Cap'y 3 oz. Wt. doz. 5 lbs. Doz. \$9.40
1E673 Medium. Rolled edge. Cap'y 6 oz. Wt. doz. 6 1/2 lbs. Doz. \$10.50

1E650 Mustard—Unhld. Cap'y 4 oz. Wt. doz. 9 1/2 lbs. Doz. \$7.40
1E649 Ice Tub—Diam. 9 1/2 in. Wt. doz. 96 lbs. Doz. \$46.90

1E627 Fruit Compot—Diam. 6 in. Wt. doz. 9 lbs. Doz. \$15.50

1E875 After Dinner Coffee Cup—Auditorium. Cap'y 3 3/4 oz. Wt. doz. 2 1/4 lbs. Doz. \$4.00
1E876 Saucer to match above—Diam. 4 1/2 in. Wt. doz. 3 lbs. Doz. \$2.80

1E871 Cup—Cap'y 7 oz. Wt. doz. 4 3/4 lbs. Doz. \$4.95
1E872 Saucer to match above—Diam. 6 in. Wt. doz. 6 1/4 lbs. Doz. \$2.95

1E8717 Bouillon Cup—Cap'y 7 oz. Wt. doz. 5 1/2 lbs. Doz. \$6.95
1E8712 Saucer to match—Diam. 6 in. Wt. doz. 6 1/4 lbs. Doz. \$2.95

1E8723 Egg or Custard Cup—Unhandled. Cap'y 7 1/2 oz. Wt. doz. 6 lbs. Doz. \$5.20
Individual Creams—
1E8760 Handled. Cap'y 2 1/2 oz. Wt. doz. 2 1/2 lbs. Doz. \$5.05
1E8762 Unhandled. Cap'y 1 1/4 oz. Wt. doz. 2 1/2 lbs. Doz. \$3.75

1E8725 Individual Butter—Rolled edge. Diam. 3 1/2 in. Wt. doz. 1 1/4 lbs. Doz. \$1.85

1E8722 Cake Cover—Diam. 6 in. Wt. doz. 9 lbs. Doz. \$9.60

Plates—Rolled Edge.
 Diam. Wt. Doz. Doz.
1E8775 5 1/2 in. 4 3/4 lbs. \$3.20
1E8777 7 3/4 in. 9 1/2 lbs. 4.25
1E8778 7 3/4 in. 10 1/2 lbs. 5.20
1E8779 8 1/4 in. 11 1/4 lbs. 5.85
1E8780 9 in. 17 lbs. 6.65
1E8781 9 1/2 in. 19 lbs. 7.75
1E8782 Soup Plate—Rolled edge. Diam. 8 1/4 in. Wt. doz. 13 1/4 lbs. Doz. \$7.05
1E8783 Coupe Soup Plate—Rolled edge. Diam. 7 1/2 in. Wt. doz. 11 1/4 lbs. Doz. \$5.85



Oval Platters—Rolled edge.
 Wt. Length Doz. Doz.
1E8730 7 in. 7 1/2 lbs. \$ 5.35
1E8731 8 1/4 in. 11 1/4 lbs. 6.40
1E8732 9 1/2 in. 12 1/2 lbs. 8.00
1E8733 10 1/2 in. 16 lbs. 9.60
1E8734 11 1/2 in. 22 lbs. 12.00
1E8735 12 in. 25 lbs. 13.85
1E8736 13 1/2 in. 34 lbs. 19.20
1E8738 15 1/2 in. 45 lbs. 27.20
1E8739 17 in. 59 lbs. 42.65

1E8770 Sugar Bowls—Club shape. Cap'y 9 oz. Wt. doz. 7 1/2 lbs. Doz. \$16.00

Celery Trays—
 Length Wt. Doz. Doz.
1E8720 10 in. 9 1/2 lbs. \$17.60
1E8719 Shell Pickle—Length 7 1/4 in. Wt. doz. 5 1/2 lbs. Doz. \$11.20

Oval Vegetable Bakers—
 Rolled edge. Length Wt. Doz. Doz.
1E8701 5 1/2 in. 5 1/2 lbs. \$4.80
1E8703 7 in. 9 lbs. 7.35
1E8704 7 1/4 in. 11 1/4 lbs. 9.35

Salad Bowls—Rolled edge.
 Diam. Wt. Doz. Doz.
1E8765 6 1/2 in. 12 lbs. \$ 9.60
1E8766 7 3/4 in. 14 1/2 lbs. 11.25
1E8767 8 1/4 in. 25 1/2 lbs. 17.60
1E8763 Oatmeal Bowl—Rolled edge. Diam. 5 1/4 in. Wt. doz. 6 1/2 lbs. Doz. \$5.65
1E8785 Grape Fruit Bowl—Diam. 6 1/4 in. Wt. doz. 8 lbs. Doz. \$6.55

1E8708 Bowls—Footed, rolled edge. Diam. 5 1/2 in. Wt. doz. 11 1/4 lbs. Doz. \$3.80
Fruit or Sauce Dishes—
 Rolled edge. Diam. Wt. Doz. Doz.
1E8742 4 1/4 in. 4 lbs. \$3.20
1E8743 5 1/4 in. 4 1/2 lbs. 3.20
1E8744 5 1/2 in. 5 1/2 lbs. 3.60
1E8747 Shell Ice Cream—Size 5 1/2 in. Wt. doz. 4 1/2 lbs. Doz. \$5.05

Sauce Boats—
 Cap'y Wt. Doz. Doz.
1E8772 3 oz. 4 lbs. \$10.00
1E8773 5 oz. 7 lbs. 10.65

Mustards—
1E8750 Vienna, unhandled. Cap'y 4 oz. Wt. doz. 8 lbs. Doz. \$7.85
1E8749 Ice Tub—Diam. 9 1/2 in. Wt. doz. 90 lbs. Doz. \$52.00

Pitchers—
 Cap'y Wt. Doz. Doz.
1E8757 13 oz. 8 lbs. \$12.00
1E8759 4 1/2 in. 3 1/2 lbs. 5.00

1E8727 Compot—Rolled edge. Diam. 6 1/4 in. Wt. doz. 11 1/2 lbs. Doz. \$19.20



"GREEN MILL" PATTERN TRANSLUCENT CHINA

"Black Knight" German China. This design is one of the simplest and strongest offered in a moderate priced decorated china. A combined green and black tile effect that is neat yet striking in its simplicity. Especially desirable for Cafeterias, Lunch Rooms and Coffee Shops that desire a conventional yet strong and attractive design. Bodies are made of clear white vitrified translucent china.

"POMPEIAN" PATTERN TRANSLUCENT CHINA

"Black Knight" German China. A classic design of graceful scrolls, lotus blossoms, diamonds and fancy medallions, all richly colored in varying shades of pink, lavender, green, yellow, brown and black. The background is ivory; on the outer edge is a diamond design in brown and green, and on inner edge is a double fine line and scallop border of green. Bodies of clear white vitrified translucent china.

- Cups—Medium weight**
- | Cap'y | Lbs. | Doz. |
|--------|-----------|----------|
| 1E5113 | 7 1/2 oz. | 6 \$3.95 |
| 1E5110 | 8 oz. | 6 3.95 |
- 1E5114 Saucer to match—**
Rolled edge. Diam. 6 in. Wt. doz. 6 lbs. Doz. \$2.20
- 1E5111 Cup—Light weight.**
Cap'y 7 oz. Wt. doz. 5 lbs. Doz. \$3.95
- 1E5112 Saucer to match—**
Wt. doz. 5 lbs. Doz. \$2.20



- Plates—Wide rim, rolled edge.**
- | Diam. | Lbs. | Doz. |
|--------|-----------|----------|
| 1E5175 | 5 1/2 in. | 5 \$2.50 |
| 1E5177 | 7 in. | 8 3.10 |
| 1E5179 | 8 in. | 12 4.05 |
| 1E5180 | 9 1/4 in. | 18 4.95 |

- 1E5115 A. D. Cup—Cap'y 3 1/2**
oz. Wt. doz. 3 1/2 lbs. Doz. \$2.95
- 1E5116 A. D. Saucer to match—**
Wt. doz. 3 lbs. Doz. \$1.75



- 1E5182 Rim Soup Plate—**
Rolled edge. Diam. 9 in. Wt. doz. 16 lbs. Doz. \$4.95

- 1E5117 Bouillon Cup—**
Handled. Cap'y 7 1/2 oz. Wt. doz. 7 lbs. Doz. \$5.25
- 1E5118 Bouillon Cup—**
Un-handled. Cap'y 7 1/2 oz. Wt. doz. 5 lbs. Doz. \$3.75
- 1E5186 Hot Chocolate Mug—**
Handled. Cap'y 8 oz. Wt. doz. 5 lbs. Doz. \$3.90



- Oval Platters—Rolled edge.**
- | Lgth. | Lbs. | Doz. |
|--------|------------|----------|
| 1E5130 | 7 1/2 in. | 6 \$5.10 |
| 1E5132 | 9 1/2 in. | 10 7.60 |
| 1E5133 | 10 1/2 in. | 14 9.25 |
| 1E5134 | 11 1/2 in. | 22 10.80 |
| 1E5136 | 13 1/4 in. | 32 13.50 |
| 1E5138 | 16 in. | 44 18.00 |

- 1E5123 Egg Cup—Un-handled.**
Cap'y 6 oz. Wt. doz. 5 lbs. Doz. \$4.05
- 1E5125 Ind. Butter—Rolled edge.**
Diam. 3 1/4 in. Wt. doz. 1 1/2 lbs. Doz. \$1.50
- Creams—Un-handled.**
- | Cap'y | Lbs. | Doz. |
|--------|-----------|------------|
| 1E5160 | 1 1/4 oz. | 3 \$2.90 |
| 1E5159 | 3 oz. | 4 3/2 3.80 |
- 1E5158 Cereal Creams—**
Handled. Cap'y 4 oz. Wt. doz. 4 lbs. Doz. \$4.40

- Oval Vegetable Bakers—**
- | Size | Lbs. | Doz. |
|--------|--|----------|
| 1E5100 | 5 1/4 in. | 5 \$3.70 |
| 1E5101 | 5 1/2 in. | 6 3.95 |
| 1E5109 | Soup Bowl—Low foot. | |
| | Diam. 5 in. Wt. doz. 10 lbs. Doz. \$5.35 | |

- Fruits—Rolled edge.**
- | Diam. | Lbs. | Doz. |
|--------|---|--------------|
| 1E5143 | 5 in. | 4 1/2 \$2.25 |
| 1E5144 | 5 1/2 in. | 5 2.50 |
| 1E5149 | Ice Tub—Diam. 9 1/4 in. Wt. doz. 66 lbs. Doz. \$44.20 | |

- 1E5150 Mustard—Covered.**
Un-handled. Wt. doz. 3 lbs. Doz. \$6.10
- 1E5163 Oatmeal Bowl—Rolled edge.**
Diam. 5 1/2 in. Wt. doz. 10 lbs. Doz. \$4.75
- 1E5185 Grape Fruit—Rolled edge.**
Diam. 6 1/2 in. Wt. doz. 8 lbs. Doz. \$4.75

- 1E5167 Round Shape Sugar—**
Covered. Cap'y 10 oz. Wt. doz. 6 lbs. Doz. \$11.50
- 1E5171 Round Shape Sugar—**
Covered. Cap'y 10 oz. Wt. doz. 9 lbs. Doz. \$11.50
- Sauce Boats—**
- | Cap'y | Lbs. | Doz. |
|--------|-------|----------|
| 1E5172 | 5 oz. | 4 \$7.75 |
| 1E5173 | 5 oz. | 8 8.90 |

- 1E5170 Club Shape Sugar—**
Covered. Cap'y 10 oz. Wt. doz. 6 lbs. Doz. \$11.50
- 1E5171 Round Shape Sugar—**
Covered. Cap'y 10 oz. Wt. doz. 9 lbs. Doz. \$11.50
- Sauce Boats—**
- | Cap'y | Lbs. | Doz. |
|--------|-------|----------|
| 1E5172 | 5 oz. | 4 \$7.75 |
| 1E5173 | 5 oz. | 8 8.90 |

- Celery Trays—**
- | Size | Lbs. | Doz. |
|--------|--------|-----------|
| 1E5119 | 8 in. | 6 \$ 9.55 |
| 1E5120 | 10 in. | 11 13.50 |
- 1E5121 Shell Pickle Dish—**
Size 8 in. Wt. doz. 6 lbs. Doz. \$9.55
- 1E5122 Cake Cover—**
With hole. Wt. doz. 9 lbs. Doz. \$8.30

- 1E5011 Cup—Medium. Cap'y 8**
oz. Wt. doz. 6 lbs. Doz. \$5.25
- 1E5014 Saucer—Rolled edge.**
Diam. 6 in. Wt. doz. 6 lbs. Doz. \$2.95
- 1E5013 Cup—Light. Cap'y 8**
oz. Wt. doz. 5 lbs. Doz. \$5.25
- 1E5012 Saucer—Rolled edge.**
Diam. 6 1/4 in. Wt. doz. 6 lbs. Doz. \$2.95

- 1E5015 A. D. Cup—Cap'y 3 1/2**
oz. Wt. doz. 2 1/2 lbs. Doz. \$4.25
- 1E5016 A. D. Saucer—Rolled edge.**
Diam. 4 1/4 in. Wt. doz. 3 1/4 lbs. Doz. \$2.25

- 1E5017 Bouillon Cup—**
Handled. Cap'y 8 oz. Wt. doz. 5 1/2 lbs. Doz. \$6.60

- 1E5023 Egg Cup—Un-handled.**
Cap'y 6 oz. Wt. doz. 4 1/2 lbs. Doz. \$5.25
- 1E5024 Double Egg Cup—**
Wt. doz. 5 lbs. Doz. \$6.90
- 1E5025 Ind. Butter—Rolled edge.**
Diam. 3 1/4 in. Wt. doz. 1 1/2 lbs. Doz. \$1.95

- 1E5061 Ind. Cream—Un-handled.**
Cap'y 1 1/4 oz. Wt. doz. 3 lbs. Doz. \$3.50

- Celery Trays—**
- | Size | Lbs. | Doz. |
|--------|-----------|-----------|
| 1E5019 | 7 1/2 in. | 6 \$13.50 |
| 1E5020 | 9 1/2 in. | 11 18.50 |
- 1E5022 Cake Cover—**
Diam. 5 1/4 in. Wt. doz. 8 lbs. Doz. \$12.50
- 1E5027 Comport—Rolled edge.**
Diam. 7 1/2 in. Wt. doz. 15 lbs. Doz. \$24.50

- Plates—Rolled edge.**
- | Diam. | Lbs. | Doz. |
|--------|-----------|----------|
| 1E5075 | 5 1/2 in. | 5 \$3.65 |
| 1E5076 | 6 1/2 in. | 6 4.35 |
| 1E5077 | 6 3/4 in. | 8 5.00 |
| 1E5079 | 8 in. | 12 6.25 |
| 1E5080 | 9 1/4 in. | 18 7.35 |
- 1E5082 Soup Plate—Rolled edge.**
Diam. 9 in. Wt. doz. 16 lbs. Doz. \$7.35

- 1E5083 Coupe Soup Plate—**
Rolled edge. Diam. 7 1/2 in. Wt. doz. 11 lbs. Doz. \$6.15

- Oval Platters—Rolled edge.**
- | Size | Lbs. | Doz. |
|--------|------------|-----------|
| 1E5030 | 7 1/2 in. | 6 \$ 7.50 |
| 1E5031 | 8 1/2 in. | 10 9.20 |
| 1E5032 | 9 1/2 in. | 14 11.55 |
| 1E5033 | 10 1/2 in. | 18 13.75 |
| 1E5035 | 12 1/2 in. | 22 17.50 |
| 1E5037 | 14 1/2 in. | 32 22.50 |
| 1E5038 | 16 in. | 44 35.00 |

- 1E5050 Mustard—Un-handled.**
Cap'y 2 1/2 oz. Wt. doz. 3 lbs. Doz. \$9.80

- Pitchers—**
- | Cap'y | Lbs. | Doz. |
|--------|--------|-----------|
| 1E5060 | 2 oz. | 2 \$ 3.95 |
| 1E5059 | 4 oz. | 4 5.75 |
| 1E5057 | 14 oz. | 9 12.00 |

- 1E5049 Ice Tub—Diam. 9 1/4**
in. Wt. doz. 60 lbs. Doz. \$51.25

- Sauce Boats—**
- | Cap'y | Lbs. | Doz. |
|--------|-------|-----------|
| 1E5072 | 2 oz. | 4 \$11.25 |
| 1E5073 | 5 oz. | 8 15.00 |


- Oval Vegetable Bakers—Plain edge.**
- | Size | Lbs. | Doz. |
|--------|-----------|-----------|
| 1E5000 | 5 1/2 in. | 5 \$ 5.95 |
| 1E5006 | 10 in. | 18 20.85 |

- 1E5063 Oatmeal—Rolled edge.**
Diam. 6 1/2 in. Wt. doz. 10 lbs. Doz. \$6.50

- 1E5085 Grape Fruit—Rolled edge.**
Diam. 6 1/2 in. Wt. doz. 8 lbs. Doz. \$6.50

- 1E5067 Grape Fruit—Rolled edge.**
Diam. 6 1/2 in. Wt. doz. 8 lbs. Doz. \$6.50

- 1E5068 Open Sugar—Cap'y 4**
oz. Wt. doz. 5 lbs. Doz. \$12.00
- 1E5071 Club Shape Sugar—**
Cap'y 10 oz. Wt. doz. 6 lbs. Doz. \$16.25




FLORENCE PATTERN
Domestic semi-porcelain ivory color body.

Six attractive patterns ideally suited for use in high class apartment hotels and tea rooms.



"LEONORA" PATTERN
Domestic semi-porcelain, light weight.



"SANDON" PATTERN
Imported English earthenware, ivory color body.



"GARDENIA" PATTERN
Imported English earthenware, ivory color body.



"MARION" PATTERN
Domestic chinaware, with underglaze decoration.

Any of the patterns shown here will add to the distinctiveness of your service.



"SILHOUETTE" PATTERN
Imported light weight chinaware.

See opposite page for descriptions and prices of all patterns shown on this page.

Apartment Hotel and Tea Room China

FOR ILLUSTRATIONS SEE FACING PAGE

"FLORENCE" PATTERN SEMI-PORCELAIN

A domestic semi-porcelain with an ivory color body. The present day demand for designs with gay colors makes this beautiful spray pattern on a fancy shape most desirable. The sprays are made up of yellow and red flowers with green, black, and tan leaves artistically arranged. Around the outer edge is a fine orange line. Platters and bakers are oblong. This pattern is especially suitable for Tea Rooms and Apartment Hotels.

<p>1E6440 Cup—Cap'y 7 oz. Wt. dos. 3½ lbs. Doz. \$2.55</p> <p>1E6441 Saucer to match—Diam. 5½ in. Wt. dos. 4 lbs. Doz. \$1.25</p> <p>1E6446 Bouillon Cup—Cap'y 8 oz. Wt. dos. 4 lbs. Doz. \$3.75</p> <p>1E6441 Saucer to match—Diam. 5½ in. Wt. dos. 4 lbs. Doz. \$1.25</p>	<p>1E6435 Creamer—Cap'y 10 oz. Wt. dos. 5 lbs. (Each, 50c) Doz. \$5.10</p> <p>1E6433 Covered Dish—Wt. each 1½ lbs. (Each, \$1.65) Doz. \$17.85</p> <p>1E6454 Covered Casserole—Wt. each 2 lbs. (Each, \$1.90) Doz. \$20.40</p> <p>1E6407 Fruit or Sauce Dish—Diam. 5½ in. Wt. dos. 3½ lbs. Doz. \$1.30</p>	<p>Plates—</p> <table border="1"> <tr><th>Diam.</th><th>In.</th><th>Lbs.</th><th>Doz.</th></tr> <tr><td>1E6404</td><td>6</td><td>4</td><td>\$1.70</td></tr> <tr><td>1E6403</td><td>7</td><td>6</td><td>1.95</td></tr> <tr><td>1E6402</td><td>8</td><td>8</td><td>2.35</td></tr> <tr><td>1E6401</td><td>9</td><td>11</td><td>2.95</td></tr> <tr><td>1E6400</td><td>9½</td><td>15</td><td>3.60</td></tr> <tr><td>1E6405 Coupe Soup Plate</td><td></td><td></td><td></td></tr> <tr><td>—Diam. 7½ in.</td><td>Wt. dos. 8 lbs.</td><td>Doz. \$2.75</td><td></td></tr> </table>	Diam.	In.	Lbs.	Doz.	1E6404	6	4	\$1.70	1E6403	7	6	1.95	1E6402	8	8	2.35	1E6401	9	11	2.95	1E6400	9½	15	3.60	1E6405 Coupe Soup Plate				—Diam. 7½ in.	Wt. dos. 8 lbs.	Doz. \$2.75		<p>Platters—</p> <table border="1"> <tr><th>Lgth.</th><th>Doz.</th><th>In.</th><th>Lbs.</th><th>Each</th><th>Doz.</th></tr> <tr><td>1E6415</td><td>7½</td><td></td><td></td><td></td><td>\$ 2.55</td></tr> <tr><td>1E6417</td><td>11</td><td>14</td><td></td><td></td><td>\$0.40 4.25</td></tr> <tr><td>1E6418</td><td>13</td><td>24</td><td></td><td></td><td>7.65</td></tr> <tr><td>1E6419</td><td>15</td><td>35</td><td></td><td></td><td>12.75</td></tr> <tr><td>1E6451 Covered Sugar Bowl</td><td></td><td></td><td></td><td></td><td></td></tr> <tr><td>—Cap'y 16 oz.</td><td>Wt. dos. 10 lbs.</td><td>(Each, 95c)</td><td>Doz. \$10.20</td><td></td><td></td></tr> </table>	Lgth.	Doz.	In.	Lbs.	Each	Doz.	1E6415	7½				\$ 2.55	1E6417	11	14			\$0.40 4.25	1E6418	13	24			7.65	1E6419	15	35			12.75	1E6451 Covered Sugar Bowl						—Cap'y 16 oz.	Wt. dos. 10 lbs.	(Each, 95c)	Doz. \$10.20			<p>Vegetable Bakers—</p> <table border="1"> <tr><th>Lgth.</th><th>Doz.</th><th>In.</th><th>Lbs.</th><th>Each</th><th>Doz.</th></tr> <tr><td>1E6413</td><td>9</td><td>9</td><td></td><td></td><td>\$0.50 \$5.10</td></tr> <tr><td>1E6414</td><td>10</td><td>12</td><td></td><td></td><td>.75 7.65</td></tr> <tr><td>1E6430 Nappy—Diam. 8½ in.</td><td>Wt. dos. 12 lbs.</td><td>(Each, 50c)</td><td>Doz. \$5.10</td><td></td><td></td></tr> <tr><td>1E6422 Oatmeal or Cereal Bowl—Diam. 6 in.</td><td>Wt. dos. 5 lbs.</td><td>(Each, 95c)</td><td>Doz. \$2.65</td><td></td><td></td></tr> </table>	Lgth.	Doz.	In.	Lbs.	Each	Doz.	1E6413	9	9			\$0.50 \$5.10	1E6414	10	12			.75 7.65	1E6430 Nappy—Diam. 8½ in.	Wt. dos. 12 lbs.	(Each, 50c)	Doz. \$5.10			1E6422 Oatmeal or Cereal Bowl—Diam. 6 in.	Wt. dos. 5 lbs.	(Each, 95c)	Doz. \$2.65			<p>Sauce Boats—</p> <p>1E6456 Fast Stand—Cap'y 16 oz. Wt. dos. 9 lbs. (Each, \$1.40) Doz. \$15.10</p> <p>1E6455 Cap'y 16 oz. Wt. dos. 6 lbs. (Each, 65c) Doz. \$6.80</p> <p>1E6431 Pickle Dish—Size 9 in. Wt. dos. 7 lbs. (Each, 50c) Doz. \$5.10</p>
Diam.	In.	Lbs.	Doz.																																																																																																										
1E6404	6	4	\$1.70																																																																																																										
1E6403	7	6	1.95																																																																																																										
1E6402	8	8	2.35																																																																																																										
1E6401	9	11	2.95																																																																																																										
1E6400	9½	15	3.60																																																																																																										
1E6405 Coupe Soup Plate																																																																																																													
—Diam. 7½ in.	Wt. dos. 8 lbs.	Doz. \$2.75																																																																																																											
Lgth.	Doz.	In.	Lbs.	Each	Doz.																																																																																																								
1E6415	7½				\$ 2.55																																																																																																								
1E6417	11	14			\$0.40 4.25																																																																																																								
1E6418	13	24			7.65																																																																																																								
1E6419	15	35			12.75																																																																																																								
1E6451 Covered Sugar Bowl																																																																																																													
—Cap'y 16 oz.	Wt. dos. 10 lbs.	(Each, 95c)	Doz. \$10.20																																																																																																										
Lgth.	Doz.	In.	Lbs.	Each	Doz.																																																																																																								
1E6413	9	9			\$0.50 \$5.10																																																																																																								
1E6414	10	12			.75 7.65																																																																																																								
1E6430 Nappy—Diam. 8½ in.	Wt. dos. 12 lbs.	(Each, 50c)	Doz. \$5.10																																																																																																										
1E6422 Oatmeal or Cereal Bowl—Diam. 6 in.	Wt. dos. 5 lbs.	(Each, 95c)	Doz. \$2.65																																																																																																										

"LEONORA" PATTERN SEMI-PORCELAIN

Egyptian border design in sepia brown with pink roses in dark blue panels. A high grade production. Gold line edge and gold stripe handles. A very handsome design particularly adaptable for family hotels, institutions, schools, or for use in the home. Overglaze decoration is carefully applied and hard fired, giving long wear and service.

<p>1E5944 After Dinner Coffee Cup—Cap'y 3 oz. Wt. dos. 2 lbs. Doz. \$2.55</p> <p>1E5945 Saucer to match—Diam. 4½ in. Wt. dos. 2 lbs. Doz. \$1.85</p> <p>1E5940 Cup—Cap'y 8 oz. Wt. dos. 3½ lbs. Doz. \$3.30</p> <p>1E5941 Saucer to match—Diam. 5½ in. Wt. dos. 6½ lbs. Doz. \$1.65</p> <p>1E5942 Cup—Cap'y 10 oz. Wt. dos. 3½ lbs. Doz. \$3.85</p> <p>1E5943 Saucer to match—Diam. 6 in. Wt. dos. 8 lbs. Doz. \$1.95</p> <p>1E5946 Bouillon Cup—Cap'y 7½ oz. Wt. dos. 3½ lbs. Doz. \$4.80</p>	<p>1E5941 Saucer to match—Diam. 5½ in. Wt. dos. 6½ lbs. Doz. \$1.65</p> <p>1E5957 Handled Soda Mug—Cap'y 7 oz. Wt. dos. 5½ lbs. Doz. \$4.80</p> <p>1E5956 Unhandled Soda Mug—Cap'y 7 oz. Wt. dos. 5 lbs. Doz. \$4.15</p> <p>1E5923 Sundae Cup—Cap'y 6 oz. Wt. dos. 5 lbs. Doz. \$5.50</p> <p>1E5932 Double Egg Cup—Cap'y 5 oz. Wt. dos. 5 lbs. Doz. \$3.85</p> <p>1E5933 Ind. Cream—Vienna shape, handled. Cap'y 1½ oz. Wt. dos. 2½ lbs. Doz. \$3.45</p> <p>1E5909 Ind. Butter—Diam. 3½ in. Wt. dos. 1 lb. Doz. \$1.10</p>	<p>Plates—Plain edge.</p> <table border="1"> <tr><th>Diam.</th><th>In.</th><th>Lbs.</th><th>Doz.</th></tr> <tr><td>1E5904</td><td>6½</td><td>4½</td><td>\$2.20</td></tr> <tr><td>1E5903</td><td>7½</td><td>6</td><td>2.45</td></tr> <tr><td>1E5902</td><td>8½</td><td>8½</td><td>3.05</td></tr> <tr><td>1E5901</td><td>9</td><td>10½</td><td>3.85</td></tr> <tr><td>1E5900</td><td>9½</td><td>15</td><td>4.65</td></tr> <tr><td>1E5905 Coupe—Diam. 8½ in.</td><td>Wt. dos. 9½ lbs.</td><td>Doz. \$3.60</td><td></td></tr> <tr><td>1E5906 Rim—Diam. 9 in.</td><td>Wt. dos. 10½ lbs.</td><td>Doz. \$4.40</td><td></td></tr> </table> <p>Vegetable Bakers—Plain edge.</p> <table border="1"> <tr><th>Lgth.</th><th>Doz.</th><th>In.</th><th>Lbs.</th><th>Each</th><th>Doz.</th></tr> <tr><td>1E5911</td><td>5½</td><td>2</td><td></td><td></td><td>\$3.85</td></tr> <tr><td>1E5913</td><td>9½</td><td>7½</td><td></td><td></td><td>\$0.60 6.60</td></tr> <tr><td>1E5914</td><td>10½</td><td>18</td><td></td><td></td><td>.90 9.90</td></tr> </table>	Diam.	In.	Lbs.	Doz.	1E5904	6½	4½	\$2.20	1E5903	7½	6	2.45	1E5902	8½	8½	3.05	1E5901	9	10½	3.85	1E5900	9½	15	4.65	1E5905 Coupe—Diam. 8½ in.	Wt. dos. 9½ lbs.	Doz. \$3.60		1E5906 Rim—Diam. 9 in.	Wt. dos. 10½ lbs.	Doz. \$4.40		Lgth.	Doz.	In.	Lbs.	Each	Doz.	1E5911	5½	2			\$3.85	1E5913	9½	7½			\$0.60 6.60	1E5914	10½	18			.90 9.90	<p>Oval Platters—Plain edge.</p> <table border="1"> <tr><th>Lgth.</th><th>Doz.</th><th>In.</th><th>Lbs.</th><th>Each</th><th>Doz.</th></tr> <tr><td>1E5915</td><td>8</td><td>6</td><td></td><td></td><td>\$0.30 \$3.30</td></tr> <tr><td>1E5916</td><td>8½</td><td>7½</td><td></td><td></td><td>.35 3.85</td></tr> <tr><td>1E5917</td><td>11½</td><td>13</td><td></td><td></td><td>.50 5.50</td></tr> <tr><td>1E5918</td><td>12½</td><td>21</td><td></td><td></td><td>.90 9.90</td></tr> <tr><td>1E5919</td><td>14½</td><td>30</td><td></td><td></td><td>1.50 16.50</td></tr> <tr><td>1E5920</td><td>16½</td><td>46</td><td></td><td></td><td>2.15 23.10</td></tr> </table> <p>Creamers—</p> <table border="1"> <tr><th>Lgth.</th><th>Doz.</th><th>In.</th><th>Lbs.</th><th>Each</th><th>Doz.</th></tr> <tr><td>1E5934</td><td>7½</td><td>oz.</td><td>5</td><td></td><td>\$0.50 \$5.50</td></tr> <tr><td>1E5935</td><td>10</td><td>oz.</td><td>6</td><td></td><td>.50 5.50</td></tr> <tr><td>1E5936</td><td>1½</td><td>pt.</td><td>10</td><td></td><td>.70 7.70</td></tr> </table>	Lgth.	Doz.	In.	Lbs.	Each	Doz.	1E5915	8	6			\$0.30 \$3.30	1E5916	8½	7½			.35 3.85	1E5917	11½	13			.50 5.50	1E5918	12½	21			.90 9.90	1E5919	14½	30			1.50 16.50	1E5920	16½	46			2.15 23.10	Lgth.	Doz.	In.	Lbs.	Each	Doz.	1E5934	7½	oz.	5		\$0.50 \$5.50	1E5935	10	oz.	6		.50 5.50	1E5936	1½	pt.	10		.70 7.70	<p>Nappies—Round. Plain edge.</p> <table border="1"> <tr><th>Diam.</th><th>Doz.</th><th>In.</th><th>Lbs.</th><th>Each</th><th>Doz.</th></tr> <tr><td>1E5929</td><td>7½</td><td>10½</td><td></td><td></td><td>50c 5.50</td></tr> <tr><td>1E5930</td><td>9</td><td>13</td><td></td><td></td><td>60c 6.60</td></tr> </table> <p>1E5925 Oatmeal or Cereal Bowl—Diam. 6 in. Cap'y 12 oz. Wt. dos. 5 lbs. Doz. \$3.45</p> <p>1E5928 Soup Bowl—Diam. 5½ in. Cap'y 17 oz. Wt. dos. 9½ lbs. Doz. \$4.40</p> <p>Fruit or Sauce Dishes—</p> <table border="1"> <tr><th>Diam.</th><th>Doz.</th><th>In.</th><th>Lbs.</th><th>Each</th><th>Doz.</th></tr> <tr><td>1E5907</td><td>5½</td><td>3</td><td></td><td></td><td>\$1.65</td></tr> <tr><td>1E5908</td><td>5½</td><td>3½</td><td></td><td></td><td>1.95</td></tr> <tr><td>1E5931 Oval Pickle or Banana Split—9½x5 in. Wt. dos. 6½ lbs. Doz. \$6.60 (Each, 60c)</td><td></td><td></td><td></td><td></td><td></td></tr> </table>	Diam.	Doz.	In.	Lbs.	Each	Doz.	1E5929	7½	10½			50c 5.50	1E5930	9	13			60c 6.60	Diam.	Doz.	In.	Lbs.	Each	Doz.	1E5907	5½	3			\$1.65	1E5908	5½	3½			1.95	1E5931 Oval Pickle or Banana Split—9½x5 in. Wt. dos. 6½ lbs. Doz. \$6.60 (Each, 60c)						<p>1E5955 Sauce Boat—Wt. dos. 7½ lbs. Doz. \$8.80 (Each, 80c)</p> <p>1E5953 Oval Covered Dish—Wt. each 1½ lbs. Doz. \$2.15 (Each, \$2.15)</p> <p>1E5954 Round Covered Casserole—Wt. each 1½ lbs. (Each, \$2.40) Doz. \$28.40</p> <p>1E5910 Covered Butter Dish—Diam. 7½ in. Wt. each 1½ lbs. (Each, \$1.80) Doz. \$19.80</p> <p>1E5951 Covered Sugar Bowl—Cap'y 13 oz. Wt. dos. 10 lbs. (Each, \$1.20) Doz. \$13.20</p> <p>1E5950 Ind. Sugar Bowl—Cap'y 9½ oz. Covered. Wt. dos. 10 lbs. Doz. \$11.55 (Each, \$1.05)</p> <p>1E5948 Celery Tray—Plain edge. 13x6½ in. Wt. dos. 19 lbs. Doz. \$14.85 (Each, \$1.35)</p>
Diam.	In.	Lbs.	Doz.																																																																																																																																																																						
1E5904	6½	4½	\$2.20																																																																																																																																																																						
1E5903	7½	6	2.45																																																																																																																																																																						
1E5902	8½	8½	3.05																																																																																																																																																																						
1E5901	9	10½	3.85																																																																																																																																																																						
1E5900	9½	15	4.65																																																																																																																																																																						
1E5905 Coupe—Diam. 8½ in.	Wt. dos. 9½ lbs.	Doz. \$3.60																																																																																																																																																																							
1E5906 Rim—Diam. 9 in.	Wt. dos. 10½ lbs.	Doz. \$4.40																																																																																																																																																																							
Lgth.	Doz.	In.	Lbs.	Each	Doz.																																																																																																																																																																				
1E5911	5½	2			\$3.85																																																																																																																																																																				
1E5913	9½	7½			\$0.60 6.60																																																																																																																																																																				
1E5914	10½	18			.90 9.90																																																																																																																																																																				
Lgth.	Doz.	In.	Lbs.	Each	Doz.																																																																																																																																																																				
1E5915	8	6			\$0.30 \$3.30																																																																																																																																																																				
1E5916	8½	7½			.35 3.85																																																																																																																																																																				
1E5917	11½	13			.50 5.50																																																																																																																																																																				
1E5918	12½	21			.90 9.90																																																																																																																																																																				
1E5919	14½	30			1.50 16.50																																																																																																																																																																				
1E5920	16½	46			2.15 23.10																																																																																																																																																																				
Lgth.	Doz.	In.	Lbs.	Each	Doz.																																																																																																																																																																				
1E5934	7½	oz.	5		\$0.50 \$5.50																																																																																																																																																																				
1E5935	10	oz.	6		.50 5.50																																																																																																																																																																				
1E5936	1½	pt.	10		.70 7.70																																																																																																																																																																				
Diam.	Doz.	In.	Lbs.	Each	Doz.																																																																																																																																																																				
1E5929	7½	10½			50c 5.50																																																																																																																																																																				
1E5930	9	13			60c 6.60																																																																																																																																																																				
Diam.	Doz.	In.	Lbs.	Each	Doz.																																																																																																																																																																				
1E5907	5½	3			\$1.65																																																																																																																																																																				
1E5908	5½	3½			1.95																																																																																																																																																																				
1E5931 Oval Pickle or Banana Split—9½x5 in. Wt. dos. 6½ lbs. Doz. \$6.60 (Each, 60c)																																																																																																																																																																									

"SANDON" PATTERN IMPORTED ENGLISH EARTHENWARE

The attractive octagonal shape and the beautiful floral decoration make this an unusually choice pattern. It is especially appropriate for Tea Rooms and Apartment Hotels. The body is ivory color. The floral sprays are made up of dainty yellow and brown flowers, harmonizing with their green leaves and black stems. Around the outer edge is a fine black line. The handsome appearance and unusual shape of these pieces make them especially suitable where a good looking, moderately priced pattern is desired.

<p>1E4344 After Dinner Coffee Cup—Cap'y 3 oz. Wt. dos. 2½ lbs. Doz. \$2.70</p> <p>1E4345 Saucer to match—Diam. 4½ in. Wt. dos. 2½ lbs. Doz. \$1.65</p> <p>1E4340 Cup—Cap'y 7 oz. Wt. dos. 3 lbs. Doz. \$3.25</p> <p>1E4341 Saucer to match—Diam. 5½ in. Wt. dos. 3 lbs. Doz. \$2.00</p> <p>1E4348 Bouillon Cup—Cap'y 7 oz. Wt. dos. 3½ lbs. Doz. \$2.85</p> <p>1E4346 Cream Soup Cup—Cap'y 11 oz. Wt. dos. 4 lbs. (Each, 65c) Doz. \$6.85</p>	<p>1E4347 Saucer to match—Diam. 6½ in. Wt. dos. 4½ lbs. Doz. \$2.30</p> <p>1E4332 Double Egg Cup—Cap'y 3½ oz. Wt. dos. 4 lbs. Doz. \$4.55</p>	<p>1E4349 Cake Plate—Square. Size 9 x 10½ in. Wt. dos. 14 lbs. Doz. \$10.40</p> <p>1E4305 Coupe Soup Plate—Diam. 7½ in. Wt. dos. 7 lbs. Doz. \$4.90</p>	<p>1E4335 Creamer—Cap'y 8½ oz. Wt. dos. 4 lbs. (Each, 70c) Doz. \$7.80</p> <p>1E4351 Covered Sugar Bowl—Cap'y 9 oz. Wt. dos. 4½ lbs. (Each, \$1.30) Doz. \$14.30</p> <p>1E4331 Oval Pickle Dish—Lgth. 8½ in. Wt. dos. 9 lbs. (Each, 70c) Doz. \$7.80</p>	<p>1E4308 Fruit or Sauce Dish—Diam. 5 in. Wt. dos. 3 lbs. Doz. \$1.95</p>	<p>1E4325 Oatmeal or Cereal Bowl—Diam. 6½ in. Wt. dos. 6 lbs. Doz. \$3.25</p>																																																																						
<p>Plates—</p> <table border="1"> <tr><th>Diam.</th><th>In.</th><th>Lbs.</th><th>Doz.</th></tr> <tr><td>1E4304</td><td>6</td><td>4</td><td>\$2.60</td></tr> <tr><td>1E4303</td><td>7</td><td>6</td><td>2.95</td></tr> <tr><td>1E4302</td><td>8</td><td>9</td><td>3.90</td></tr> <tr><td>1E4301</td><td>9½</td><td>11</td><td>4.90</td></tr> <tr><td>1E4300</td><td>10½</td><td>14</td><td>5.85</td></tr> </table>	Diam.	In.	Lbs.	Doz.	1E4304	6	4	\$2.60	1E4303	7	6	2.95	1E4302	8	9	3.90	1E4301	9½	11	4.90	1E4300	10½	14	5.85	<p>Oval Platters—</p> <table border="1"> <tr><th>Lgth.</th><th>Doz.</th><th>In.</th><th>Lbs.</th><th>Each</th><th>Doz.</th></tr> <tr><td>1E4317</td><td>11</td><td>15</td><td></td><td></td><td>\$0.70 \$7.80</td></tr> <tr><td>1E4318</td><td>12½</td><td>24</td><td></td><td></td><td>1.10 11.75</td></tr> <tr><td>1E4319</td><td>14½</td><td>36</td><td></td><td></td><td>1.80 19.55</td></tr> <tr><td>1E4320</td><td>16½</td><td>60</td><td></td><td></td><td>2.50 27.35</td></tr> </table>	Lgth.	Doz.	In.	Lbs.	Each	Doz.	1E4317	11	15			\$0.70 \$7.80	1E4318	12½	24			1.10 11.75	1E4319	14½	36			1.80 19.55	1E4320	16½	60			2.50 27.35	<p>Vegetable Bakers—</p> <table border="1"> <tr><th>Lgth.</th><th>Doz.</th><th>In.</th><th>Lbs.</th><th>Each</th><th>Doz.</th></tr> <tr><td>1E4313</td><td>9½</td><td>13</td><td></td><td></td><td>\$0.70 \$7.80</td></tr> <tr><td>1E4314</td><td>10½</td><td>16</td><td></td><td></td><td>1.10 11.75</td></tr> </table>	Lgth.	Doz.	In.	Lbs.	Each	Doz.	1E4313	9½	13			\$0.70 \$7.80	1E4314	10½	16			1.10 11.75	<p>Sauce Boats—</p> <p>1E4355 Fast stand—Cap'y 16 oz. Wt. dos. 11 lbs. (Each, \$2.40) Doz. \$26.00</p> <p>1E4354 Round Covered Casserole—Wt. each 1½ lbs. (Each, \$3.20) Doz. \$35.10</p>
Diam.	In.	Lbs.	Doz.																																																																								
1E4304	6	4	\$2.60																																																																								
1E4303	7	6	2.95																																																																								
1E4302	8	9	3.90																																																																								
1E4301	9½	11	4.90																																																																								
1E4300	10½	14	5.85																																																																								
Lgth.	Doz.	In.	Lbs.	Each	Doz.																																																																						
1E4317	11	15			\$0.70 \$7.80																																																																						
1E4318	12½	24			1.10 11.75																																																																						
1E4319	14½	36			1.80 19.55																																																																						
1E4320	16½	60			2.50 27.35																																																																						
Lgth.	Doz.	In.	Lbs.	Each	Doz.																																																																						
1E4313	9½	13			\$0.70 \$7.80																																																																						
1E4314	10½	16			1.10 11.75																																																																						

"GARDENIA" PATTERN ENGLISH EARTHENWARE

Imported Wedgwood & Company English Dinner Ware. Imperial Ivory body with an attractive colorful floral border consisting of red and blue flowers, green leaves outlined in black and yellow, and bordered by red pin line. Attractive floral spray in center. Flat pieces have embossment extending from shoulder to center of rim bordered by a red band. Pattern is suitable for apartment hotels and high class tea rooms.

<p>1E3840 Cup—Cap'y 6½ oz. Wt. dos. 2½ lbs. Doz. \$3.75</p> <p>1E3841 Saucer to match—Diam. 5½ in. Wt. dos. 3½ lbs. Doz. \$2.25</p> <p>1E3842 Cup—Cap'y 9½ oz. Wt. dos. 3½ lbs. Doz. \$4.50</p> <p>1E3843 Saucer to match—Diam. 6½ in. Wt. dos. 5 lbs. Doz. \$2.65</p> <p>1E3844 After Dinner Coffee Cup—Cap'y 3 oz. Wt. dos. 1½ lbs. Doz. \$3.10</p>	<p>1E3845 Saucer to match—Diam. 4½ in. Wt. dos. 2½ lbs. Doz. \$1.90</p> <p>1E3846 Bouillon Cup—Cap'y 6½ oz. Wt. dos. 3 lbs. Doz. \$6.75</p> <p>1E3832 Egg Cup—Double. Cap'y 7 oz. Wt. dos. 3½ lbs. Doz. \$5.25</p> <p>1E3835 Creamer—Cap'y 10 oz. Wt. dos. 4½ lbs. (Each, \$0.95) Doz. \$10.50</p>	<p>Plates—</p> <table border="1"> <tr><th>Diam.</th><th>In.</th><th>Lbs.</th><th>Doz.</th></tr> <tr><td>1E3804</td><td>6</td><td>4</td><td>\$3.00</td></tr> <tr><td>1E3803</td><td>7</td><td>5½</td><td>3.40</td></tr> <tr><td>1E3802</td><td>8</td><td>8½</td><td>4.50</td></tr> <tr><td>1E3801</td><td>9½</td><td>11½</td><td>5.65</td></tr> <tr><td>1E3800</td><td>10½</td><td>13½</td><td>6.75</td></tr> </table> <p>1E3805 Coupe Soup Plate—Diam. 7½ in. Wt. dos. 8½ lbs. Doz. \$5.65</p>	Diam.	In.	Lbs.	Doz.	1E3804	6	4	\$3.00	1E3803	7	5½	3.40	1E3802	8	8½	4.50	1E3801	9½	11½	5.65	1E3800	10½	13½	6.75	<p>Platters—</p> <table border="1"> <tr><th>Lgth.</th><th>Doz.</th><th>In.</th><th>Lbs.</th><th>Each</th><th>Doz.</th></tr> <tr><td>1E3817</td><td>9½</td><td>10½</td><td></td><td></td><td>\$0.85 \$9.00</td></tr> <tr><td>1E3818</td><td>12½</td><td>18½</td><td></td><td></td><td>1.25 13.50</td></tr> <tr><td>1E3819</td><td>14</td><td>30</td><td></td><td></td><td>2.05 22.50</td></tr> <tr><td>1E3820</td><td>16½</td><td>42</td><td></td><td></td><td>2.90 31.50</td></tr> <tr><td>1E3825 Oatmeal Bowl—Diam. 6½ in. Wt. dos. 5 lbs. Doz. \$3.75</td><td></td><td></td><td></td><td></td><td></td></tr> </table> <p>Nappies—</p> <table border="1"> <tr><th>Lgth.</th><th>Doz.</th><th>In.</th><th>Lbs.</th><th>Each</th><th>Doz.</th></tr> <tr><td>1E3829</td><td>7½</td><td>9</td><td></td><td></td><td>\$0.70 \$7.50</td></tr> <tr><td>1E3830</td><td>8½</td><td>11</td><td></td><td></td><td>.85 9.00</td></tr> </table>	Lgth.	Doz.	In.	Lbs.	Each	Doz.	1E3817	9½	10½			\$0.85 \$9.00	1E3818	12½	18½			1.25 13.50	1E3819	14	30			2.05 22.50	1E3820	16½	42			2.90 31.50	1E3825 Oatmeal Bowl—Diam. 6½ in. Wt. dos. 5 lbs. Doz. \$3.75						Lgth.	Doz.	In.	Lbs.	Each	Doz.	1E3829	7½	9			\$0.70 \$7.50	1E3830	8½	11			.85 9.00	<p>Fruit or Sauce Dishes—</p> <table border="1"> <tr><th>Diam.</th><th>Doz.</th><th>In.</th><th>Lbs.</th><th>Each</th><th>Doz.</th></tr> <tr><td>1E3807</td><td>4½</td><td>3</td><td></td><td></td><td>\$2.25</td></tr> <tr><td>1E3808</td><td>5½</td><td>3½</td><td></td><td></td><td>2.40</td></tr> </table> <p>Bakers—</p> <table border="1"> <tr><th>Lgth.</th><th>Doz.</th><th>In.</th><th>Lbs.</th><th>Each</th><th>Doz.</th></tr> <tr><td>1E3813</td><td>8½</td><td>12½</td><td></td><td></td><td>\$0.85 \$9.00</td></tr> <tr><td>1E3814</td><td>9½</td><td>15</td><td></td><td></td><td>1.25 13.50</td></tr> </table> <p>1E3851 Sugar Bowl—Cap'y 14 oz. Wt. dos. 8 lbs. (Each, \$1.65) Doz. \$18.00</p>	Diam.	Doz.	In.	Lbs.	Each	Doz.	1E3807	4½	3			\$2.25	1E3808	5½	3½			2.40	Lgth.	Doz.	In.	Lbs.	Each	Doz.	1E3813	8½	12½			\$0.85 \$9.00	1E3814	9½	15			1.25 13.50	<p>1E3854 Covered Casserole—Diam. 8½ in. Wt. dos. 27 lbs. (Each, \$4.15) Doz. \$45.00</p> <p>Sauce Boats—</p> <p>1E3855 Cap'y 14 oz. Wt. dos. 6½ lbs. (Each, \$1.40) Doz. \$15.00</p> <p>1E3856 Fast stand—Cap'y 9 oz. Wt. dos. 9 lbs. (Each, \$2.75) Doz. \$30.00</p> <p>1E3831 Pickle Dish—Size 8½ in. Wt. dos. 7½ lbs. (Each, \$0.85) Doz. \$9.00</p>
Diam.	In.	Lbs.	Doz.																																																																																																																				
1E3804	6	4	\$3.00																																																																																																																				
1E3803	7	5½	3.40																																																																																																																				
1E3802	8	8½	4.50																																																																																																																				
1E3801	9½	11½	5.65																																																																																																																				
1E3800	10½	13½	6.75																																																																																																																				
Lgth.	Doz.	In.	Lbs.	Each	Doz.																																																																																																																		
1E3817	9½	10½			\$0.85 \$9.00																																																																																																																		
1E3818	12½	18½			1.25 13.50																																																																																																																		
1E3819	14	30			2.05 22.50																																																																																																																		
1E3820	16½	42			2.90 31.50																																																																																																																		
1E3825 Oatmeal Bowl—Diam. 6½ in. Wt. dos. 5 lbs. Doz. \$3.75																																																																																																																							
Lgth.	Doz.	In.	Lbs.	Each	Doz.																																																																																																																		
1E3829	7½	9			\$0.70 \$7.50																																																																																																																		
1E3830	8½	11			.85 9.00																																																																																																																		
Diam.	Doz.	In.	Lbs.	Each	Doz.																																																																																																																		
1E3807	4½	3			\$2.25																																																																																																																		
1E3808	5½	3½			2.40																																																																																																																		
Lgth.	Doz.	In.	Lbs.	Each	Doz.																																																																																																																		
1E3813	8½	12½			\$0.85 \$9.00																																																																																																																		
1E3814	9½	15			1.25 13.50																																																																																																																		

"MARION" PATTERN DOMESTIC CHINA

The "Marion" Pattern is a new and truly beautiful design; the richness of the colorings in this artistic pattern is very effective. Buffalo china, underglaze spray decoration consists of floral, attractive, floral center design with a large red rose predominating. A variety of delicately colored flower sprays are shown between narrow green band around outer edge and maroon pin line around shoulder.

<p>1E7011 Cup—Medium weight. Cap'y 7 oz. Wt. dos. 4½ lbs. Doz. \$4.95</p> <p>1E7012 Saucer to match—Medium weight. Diam. 6½ in. Wt. dos. 6½ lbs. Doz. \$2.95</p> <p>1E7017 Bouillon Cup—Un-handled. Cap'y 7½ oz. Wt. dos. 6 lbs. Doz. \$4.80</p> <p>1E7023 Egg Cup—Un-handled. Cap'y 8½ oz. Wt. dos. 6 lbs. Doz. \$5.20</p>	<p>Cereal Creams—Handled. Cap'y Wt. Doz. Doz.</p> <p>1E7059 4½ oz. 4½ lbs. \$6.40</p> <p>1E7060 2½ oz. 3½ lbs. \$5.05</p> <p>1E7061 Individual Cream—Handled. Cap'y 1½ oz. Wt. dos. 2 lbs. Doz. \$4.55</p> <p>1E7083 Coupe Soup Plate—Diam. 7½ in. Wt. dos. 12 lbs. Doz. \$6.15</p>	<p>Plates—Medium weight. Plain edge.</p> <table border="1"> <tr><th>Diam.</th><th>In.</th><th>Lbs.</th><th>Doz.</th></tr> <tr><td>1E7075</td><td>6½</td><td>6</td><td>\$3.75</td></tr> <tr><td>1E7077</td><td>7</td><td>7½</td><td>4.55</td></tr> <tr><td>1E7079</td><td>8½</td><td>11</td><td>6.15</td></tr> <tr><td>1E7080</td><td>9½</td><td>14</td><td>6.95</td></tr> <tr><td>1E7081</td><td>9½</td><td>17½</td><td>8.00</td></tr> </table>	Diam.	In.	Lbs.	Doz.	1E7075	6½	6	\$3.75	1E7077	7	7½	4.55	1E7079	8½	11	6.15	1E7080	9½	14	6.95	1E7081	9½	17½	8.00	<p>Platters—Rolled edge.</p> <table border="1"> <tr><th>Lgth.</th><th>Doz.</th><th>In.</th><th>Lbs.</th><th>Each</th><th>Doz.</th></tr> <tr><td>1E7031</td><td>8½</td><td>8</td><td></td><td></td><td>\$6.40</td></tr> <tr><td>1E7033</td><td>10½</td><td>14</td><td></td><td></td><td>9.60</td></tr> <tr><td>1E7034</td><td>11½</td><td>16</td><td></td><td></td><td>12.00</td></tr> </table> <p>1E7085 Grape Fruit Bowl—Diam. 6½ in. Wt. dos. 8 lbs. Doz. \$6.55</p>	Lgth.	Doz.	In.	Lbs.	Each	Doz.	1E7031	8½	8			\$6.40	1E7033	10½	14			9.60	1E7034	11½	16			12.00	<p>1E7065 Salad Bowl—Diam. 6½ in. Wt. dos. 11 lbs. Doz. \$11.20</p> <p>Sugar Bowls—Covered.</p> <table border="1"> <tr><th>Cap'y</th><th>Doz.</th><th>Oz.</th><th>Lbs.</th><th>Doz.</th></tr> <tr><td>1E7070</td><td>12</td><td>9½</td><td></td><td>\$14.15</td></tr> <tr><td>1E7071</td><td>8</td><td>9½</td><td></td><td>11.80</td></tr> </table> <p>1E7072 Individual Sauce Boats—Cap'y 3 oz. Wt. dos. 4½ lbs. Doz. \$10.00</p>	Cap'y	Doz.	Oz.	Lbs.	Doz.	1E7070	12	9½		\$14.15	1E7071	8	9½		11.80	<p>Celery Trays—</p> <table border="1"> <tr><th>Lgth.</th><th>Doz.</th><th>In.</th><th>Lbs.</th><th>Doz.</th></tr> <tr><td>1E7019</td><td>7½</td><td>6½</td><td></td><td>\$12.60</td></tr> <tr><td>1E7020</td><td>9</td><td>12</td><td></td><td>17.60</td></tr> </table> <p>Fruit or Sauce Dishes—Rolled edge.</p> <table border="1"> <tr><th>Diam.</th><th>Doz.</th><th>In.</th><th>Lbs.</th><th>Doz.</th></tr> <tr><td>1E7042</td><td>4½</td><td>4</td><td></td><td>\$3.00</td></tr> <tr><td>1E7043</td><td>5½</td><td>4½</td><td></td><td>3.20</td></tr> <tr><td>1E7047 Shell Ice Cream Dish—Diam. 5½ in. Wt. dos. 4½ lbs. Doz. \$5.05</td><td></td><td></td><td></td><td></td></tr> </table>	Lgth.	Doz.	In.	Lbs.	Doz.	1E7019	7½	6½		\$12.60	1E7020	9	12		17.60	Diam.	Doz.	In.	Lbs.	Doz.	1E7042	4½	4		\$3.00	1E7043	5½	4½		3.20	1E7047 Shell Ice Cream Dish—Diam. 5½ in. Wt. dos. 4½ lbs. Doz. \$5.05				
Diam.	In.	Lbs.	Doz.																																																																																																				
1E7075	6½	6	\$3.75																																																																																																				
1E7077	7	7½	4.55																																																																																																				
1E7079	8½	11	6.15																																																																																																				
1E7080	9½	14	6.95																																																																																																				
1E7081	9½	17½	8.00																																																																																																				
Lgth.	Doz.	In.	Lbs.	Each	Doz.																																																																																																		
1E7031	8½	8			\$6.40																																																																																																		
1E7033	10½	14			9.60																																																																																																		
1E7034	11½	16			12.00																																																																																																		
Cap'y	Doz.	Oz.	Lbs.	Doz.																																																																																																			
1E7070	12	9½		\$14.15																																																																																																			
1E7071	8	9½		11.80																																																																																																			
Lgth.	Doz.	In.	Lbs.	Doz.																																																																																																			
1E7019	7½	6½		\$12.60																																																																																																			
1E7020	9	12		17.60																																																																																																			
Diam.	Doz.	In.	Lbs.	Doz.																																																																																																			
1E7042	4½	4		\$3.00																																																																																																			
1E7043	5½	4½		3.20																																																																																																			
1E7047 Shell Ice Cream Dish—Diam. 5½ in. Wt. dos. 4½ lbs. Doz. \$5.05																																																																																																							

"SILHOUETTE" PATTERN IMPORTED CHINA


Beautifully imported Czechoslovakian china of pure white body. The demand for a light weight genuine china has been met by this attractive pattern. It is slightly heavier in weight than ordinary dinner ware, thereby insuring serviceability, yet not too heavy to detract from its daintiness. All flat pieces made with rolled edges. The pattern is made up of a lavender landscape scene with black water birds set against it, all in silhouette. This colorful design is bordered on either side by a double line in red. The pattern is especially suitable for Tea Rooms and party service for Hotels.

<p>1E2244 After Dinner Coffee Cup—Cap'y 3½ oz. Wt. dos. 1½ lbs. Doz. \$3.00</p> <p>1E2245 Saucer to match—Diam. 4½ in. Wt. dos. 3 lbs. Doz. \$2.00</p> <p>1E2240 Cup—Cap'y 7 oz. Wt. dos. 3½ lbs. Doz. \$4.85</p>	<p>1E2241 Saucer to match—Diam. 4½ in. Wt. dos. 3½ lbs. Doz. \$3.20</p> <p>1E2246 Bouillon Cup—Cap'y 7 oz. Wt. dos. 3 lbs. Doz. \$5.80</p> <p>1E2232 Egg Cup—Un-handled. Cap'y 6 oz. Wt. dos. 5 lbs. Doz. \$4.40</p>	<p>Plates—Rolled edge.</p> <table border="1"> <tr><th>Diam.</th><th>In.</th><th>Lbs.</th><th>Doz.</th></tr> <tr><td>1E2204</td><td>6½</td><td>5</td><td>\$3.35</td></tr> <tr><td>1E2203</td><td>7½</td><td>8½</td><td>4.70</td></tr> <tr><td>1E2202</td><td>7½</td><td>10</td><td>5.10</td></tr> <tr><td>1E2200</td><td>9½</td><td>16</td><td>7.20</td></tr> </table> <p>1E2205 Coupe Soup Plate—Rolled edge. Diam. 7½ in. Wt. dos. 10 lbs. Doz. \$5.20</p>	Diam.	In.	Lbs.	Doz.	1E2204	6½	5	\$3.35	1E2203	7½	8½	4.70	1E2202	7½	10	5.10	1E2200	9½	16	7.20	<p>Oval Platters—Rolled edge.</p> <table border="1"> <tr><th>Lgth.</th><th>Doz.</th><th>In.</th><th>Lbs.</th><th>Each</th><th>Doz.</th></tr> <tr><td>1E2216</td><td>7½</td><td>11</td><td></td><td></td><td>\$0.20 \$9.20</td></tr> <tr><td>1E2218</td><td>11½</td><td>18</td><td></td><td></td><td>(Each, \$1.45) Doz. \$15.50</td></tr> </table> <p>Creamers—Handled.</p> <table border="1"> <tr><th>Cap'y</th><th>Doz.</th><th>Oz.</th><th>Lbs.</th><th>Doz.</th></tr> <tr><td>1E2234</td><td>2½</td><td>3</td><td></td><td>\$4.40</td></tr> <tr><td>1E2235</td><td>4</td><td>5</td><td></td><td>5.50</td></tr> </table>	Lgth.	Doz.	In.	Lbs.	Each	Doz.	1E2216	7½	11			\$0.20 \$9.20	1E2218	11½	18			(Each, \$1.45) Doz. \$15.50	Cap'y	Doz.	Oz.	Lbs.	Doz.	1E2234	2½	3		\$4.40	1E2235	4	5		5.50	<p>Sugar Bowls—</p> <table border="1"> <tr><th>Open.</th><th>Doz.</th><th>Cap'y</th><th>Doz.</th><th>Oz.</th><th>Lbs.</th><th>Doz.</th></tr> <tr><td>1E2250</td><td>9</td><td>3</td><td></td><td></td><td></td><td>\$5.30</td></tr> <tr><td>1E2252</td><td>11</td><td>3</td><td></td><td></td><td></td><td>\$5.30</td></tr> <tr><td>1E2253</td><td>11</td><td>3</td><td></td><td></td><td></td><td>\$5.30</td></tr> </table> <p>1E2229 Salad Bowl—Rolled edge. Diam. 6½ in. Wt. dos. 8 lbs. (Each, 65c) Doz. \$7.20</p> <p>1E2225 Grape Fruit Bowl—Rolled edge. Diam. 6½ in. Wt. dos. 7 lbs. Doz. \$4.35</p>	Open.	Doz.	Cap'y	Doz.	Oz.	Lbs.	Doz.	1E2250	9	3				\$5.30	1E2252	11	3				\$5.30	1E2253	11	3				\$5.30	<p>Fruits—Rolled edge.</p> <table border="1"> <tr><th>Diam.</th><th>In.</th><th>Lbs.</th><th>Doz.</th></tr> <tr><td>1E2207</td><td>4½</td><td>3</td><td>\$2.15</td></tr> <tr><td>1E2208</td><td>5½</td><td>4½</td><td>3.05</td></tr> </table> <p>Celery Trays—</p> <table border="1"> <tr><th>Lgth.</th><th>In.</th><th>Doz.</th></tr> <tr><td>1E2248</td><td>6½</td><td>11 lbs. (Each, 60c) Doz. \$6.80</td></tr> <tr><td>1E2249</td><td>10 in.</td><td>11 lbs. (Each, 95c) Doz. \$10.55</td></tr> </table>	Diam.	In.	Lbs.	Doz.	1E2207	4½	3	\$2.15	1E2208	5½	4½	3.05	Lgth.	In.	Doz.	1E2248	6½	11 lbs. (Each, 60c) Doz. \$6.80	1E2249	10 in.	11 lbs. (Each, 95c) Doz. \$10.55
Diam.	In.	Lbs.	Doz.																																																																																																								
1E2204	6½	5	\$3.35																																																																																																								
1E2203	7½	8½	4.70																																																																																																								
1E2202	7½	10	5.10																																																																																																								
1E2200	9½	16	7.20																																																																																																								
Lgth.	Doz.	In.	Lbs.	Each	Doz.																																																																																																						
1E2216	7½	11			\$0.20 \$9.20																																																																																																						
1E2218	11½	18			(Each, \$1.45) Doz. \$15.50																																																																																																						
Cap'y	Doz.	Oz.	Lbs.	Doz.																																																																																																							
1E2234	2½	3		\$4.40																																																																																																							
1E2235	4	5		5.50																																																																																																							
Open.	Doz.	Cap'y	Doz.	Oz.	Lbs.	Doz.																																																																																																					
1E2250	9	3				\$5.30																																																																																																					
1E2252	11	3				\$5.30																																																																																																					
1E2253	11	3				\$5.30																																																																																																					
Diam.	In.	Lbs.	Doz.																																																																																																								
1E2207	4½	3	\$2.15																																																																																																								
1E2208	5½	4½	3.05																																																																																																								
Lgth.	In.	Doz.																																																																																																									
1E2248	6½	11 lbs. (Each, 60c) Doz. \$6.80																																																																																																									
1E2249	10 in.	11 lbs. (Each, 95c) Doz. \$10.55																																																																																																									

LOW PRICED VITRIFIED

Do not be misled by our low prices into assuming this to be chinaware of inferior quality or semi-porcelain. PICK-BARTH Vitrified China is **TRUE VITRIFIED CHINA**—equal in quality to any vitrified chinaware sold today at prices higher than ours! Buying in great quantities as we do (often in ten car lots) it is possible for us to hammer our costs down to a minimum and we pass our savings on to you in the form of lower prices. PICK-BARTH Vitrified China offers many advantages—it has a hard, thoroughly vitrified body and a long lasting glaze—it is sanitary, non-absorbent and **guaranteed not to craze**. Dollar for dollar it represents the best investment in chinaware you can make today!

SAVE 5% ON CHINAWARE! You can save money by buying in standard package lots. See page 53 for standard package quantities.



PLATES—Rolled Edge

	Diam.	Wt. doz.	Dz. in bbl.	Bbl. wt. lbs.	Doz.
1E30279	5 1/4 in.	4 1/2 lbs.	35	195	\$1.00
1E30280	6 1/4 in.	5 lbs.	25	160	1.20
1E30281	6 3/4 in.	8 lbs.	20	195	1.30
1E30282	7 1/4 in.	9 lbs.	25	270	1.50
1E30283	7 3/4 in.	10 lbs.	18	215	1.90
1E30284	8 1/4 in.	13 lbs.	15	230	2.20
1E30285	9 in.	16 lbs.	12	220	2.50
1E30286	9 3/4 in.	19 lbs.	10	235	2.90

5% discount on above numbers in bbl. lots.

THICK PLATES

	Diam.	Wt. doz.	Dz. in bbl.	Bbl. wt. lbs.	Doz.
1E30265	5 1/2 in.	7 lbs.	35	280	\$1.20
1E30264	6 1/2 in.	8 1/2 lbs.	25	250	1.30
1E30266	6 3/4 in.	11 lbs.	20	260	1.50
1E30267	7 1/4 in.	12 lbs.	18	265	1.90
1E30268	7 3/4 in.	13 lbs.	18	270	2.20
1E30270	9 in.	19 lbs.	12	270	2.50
1E30271	9 3/4 in.	28 lbs.	10	320	2.90

5% discount on above numbers in bbl. lots.

DEEP RIM SOUP PLATES

1E30292	Thick. Diam. 9 in.	Wt. doz. 22 lbs.	Bbl. wt. 255 lbs.	Doz. \$2.65
1E30305	Rolled Edge. Diam. 9 in.	Wt. doz. 18 lbs.	Bbl. wt. 215 lbs.	Doz. \$2.65

5% discount in bbl. of 10 doz. on above numbers.

COUPE SOUP or OYSTER PLATE




ROLLED EDGE

1E30314	7 1/2 in. diam.	Wt. not pkd. doz. 10 lbs.	Doz. \$2.55
---------	-----------------	---------------------------	-------------


5% discount in bbl. of 12 doz. Wt. 155 lbs.

SALAD BOWLS—Rolled Edge

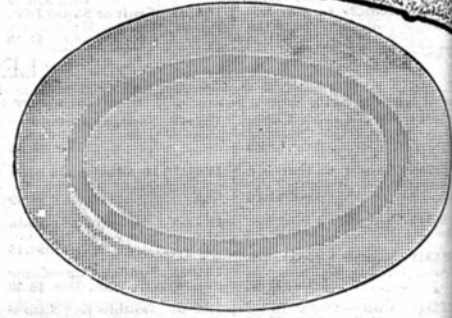


	Diam.	Wt. not pkd.	Doz.
1E30331	6 1/4 in.	14 lbs.	\$ 4.15
1E30332	7 1/4 in.	16 lbs.	4.85
1E30333	8 1/4 in.	20 lbs.	7.60
1E30334	9 1/4 in.	27 lbs.	10.35
1E30335	10 1/4 in.	42 lbs.	13.80

NAPPY Half Thick



1E30261	Diam. 5 1/4 in. Cap'y 14 oz.	Wt. not pkd. doz. 11 lbs.	Bbl. wt. 235 lbs.	Doz. \$2.60
---------	------------------------------	---------------------------	-------------------	-------------



OVAL PLATTERS—Rolled Edge

	Length	Wt. doz.	Dz. in bbl.	Bbl. wt. lbs.	Doz.
1E30169	7 in.	7 lbs.	25	210	\$2.10
1E30170	8 1/4 in.	8 lbs.	20	200	2.55
1E30171	9 1/4 in.	11 lbs.	15	210	3.15
1E30172	10 1/4 in.	14 lbs.	12	210	3.70
1E30173	11 1/4 in.	16 lbs.	10	195	4.85
1E30174	12 1/4 in.	24 lbs.	8	205	5.75
1E30175	13 1/4 in.	24 lbs.	8	225	8.05
1E30176	14 1/4 in.	29 lbs.	6	210	9.80
1E30177	15 1/4 in.	39 lbs.	Each	\$1.10	11.50
1E30178	17 1/4 in.	47 lbs.	Each	1.75	18.40

5% discount on above numbers in bbl. lots.


OVAL PLATTERS—Thick

	Length	Wt. doz.	Dz. in bbl.	Bbl. wt. lbs.	Doz.
1E30135	6 1/4 in.	6 1/2 lbs.	35	265	\$1.85
1E30136	7 in.	7 1/2 lbs.	25	225	2.10
1E30137	8 in.	10 lbs.	20	235	2.55
1E30138	8 1/4 in.	12 1/2 lbs.	15	225	3.15
1E30139	9 1/4 in.	15 1/2 lbs.	15	270	3.70
1E30140	10 in.	17 1/2 lbs.	12	240	4.85
1E30141	11 in.	24 lbs.	10	275	5.75
1E30142	12 in.	31 lbs.	8	280	8.05

5% discount on above numbers in bbl. lots.

OATMEAL OR CEREAL BOWL

Rolled Edge



1E30391	Diam. 6 in. Cap'y 10 oz.	Wt. doz. not pkd. 6 lbs.	Doz. \$2.30
---------	--------------------------	--------------------------	-------------

5% discount in bbl. of 18 doz. Wt. 145 lbs.

1E30389	Diam. 5 1/4 in. Cap'y 11 oz.	Wt. doz. 11 lbs.	Doz. \$2.65
---------	------------------------------	------------------	-------------

5% discount in bbl. of 18 doz. Wt. 245 lbs.

ROLLED EDGE BOWL

1E30392	Diam. 5 in. Cap'y 10 oz.	Wt. doz. 6 1/2 lbs.	Bbl. wt. 150 lbs.	Doz. \$2.60
1E30393	Diam. 5 1/4 in. Cap'y 14 oz.	Wt. doz. 8 1/2 lbs.	Bbl. wt. 190 lbs.	Doz. \$2.75


5% discount in bbl. of 18 doz. on above numbers.

LOW FOOTED BOWLS—Thick



	Diam.	Cap'y	Wt. not pkd.	Dz. in bbl.	Bbl. wt. lbs.	Doz.
1E30038	4 1/2 in.	9 oz.	10 lbs.	20	240	\$2.25
1E30037	5 1/4 in.	12 oz.	12 lbs.	15	215	2.25
1E30036	5 3/4 in.	16 oz.	18 lbs.	12	250	2.55


5% discount on above numbers in bbl. lots.



OVAL VEGETABLE BAKERS Thick

	Length	Wt. doz.	Dz. in bbl.	Bbl. wt. lbs.	Doz.
1E30000	4 3/4 in.	4 1/4 lbs.	30	165	\$1.60
1E30001	5 in.	6 1/2 lbs.	30	230	1.75
1E30002	5 3/4 in.	8 lbs.	25	235	1.85
1E30003	6 1/4 in.	10 lbs.	20	235	2.30
1E30004	7 1/4 in.	13 lbs.	15	230	2.90
1E30005	8 1/4 in.	17 lbs.	10	205	3.75
1E30006	8 3/4 in.	20 lbs.	8	195	4.85
1E30007	9 1/4 in.	25 lbs.	6	...	6.00
1E30008	10 1/4 in.	29 lbs.	5	...	7.50
1E30009	11 1/4 in.	39 lbs.	5	...	9.20

5% discount on above numbers in bbl. lots.



OVAL VEGETABLE BAKERS Rolled Edge

	Length	Wt. doz.	Dz. in bbl.	Bbl. wt. lbs.	Doz.
1E30019	5 1/4 in.	4 lbs.	30	155	\$1.75
1E30020	5 3/4 in.	5 lbs.	25	160	1.85
1E30025	9 3/4 in.	19 lbs.	5	235	6.00

5% discount on above numbers in bbl. lots.



FOOTED BOWLS Thick

	Diam.	Cap'y	Wt. not pkd.	Dz. in bbl.	Bbl. wt. lbs.	Doz.
1E30045	4 1/4 in.	7 oz.	10 1/2 lbs.	18	225	\$2.50
1E30044	5 1/4 in.	11 oz.	12 lbs.	15	215	2.75
1E30043	5 3/4 in.	14 oz.	15 lbs.	12	215	3.00
1E30042	6 in.	16 oz.	20 lbs.	12	275	3.30

5% discount on above numbers in bbl. lots.

FOOTED BOWLS—Half Thick

	Diam.	Cap'y	Wt. not pkd.	Dz. in bbl.	Bbl. wt. lbs.	Doz.
1E30051	5 in.	13 oz.	8 3/4 lbs.	15	165	\$3.45
1E30050	5 1/2 in.	16 oz.	11 1/2 lbs.	12	175	3.80

5% discount on above numbers in bbl. lots.




GRAPE FRUIT OR CEREAL BOWL

1E30390	Rolled edge. Diam. 6 1/4 in. Cap'y 7 1/2 oz.	Wt. doz. not pkd. 8 1/4 lbs.	Doz. \$2.60
---------	--	------------------------------	-------------

5% discount in bbl. of 15 doz. Wt. 165 lbs.


HIGH QUALITY HOTEL CHINA

BLOCK HANDLE MEDIUM WEIGHT COFFEE CUP




1E30073 Correct weight and shape for cafeterias—medium weight, block handle. Cap'y 7 1/2 oz. Wt. doz. 6 1/2 lbs. Doz. **\$1.75**
 5% discount when ordered in bbl. of 15 doz. Wt. 135 lbs.

WELDED HANDLE MEDIUM WEIGHT COFFEE CUP



1E30071 Medium weight with heavy welded handle, ideal shape and weight for restaurants and lunch counters. Cap'y 8 oz. Wt. doz. 8 lbs. Doz. **\$1.95**
 5% discount when ordered in bbl. of 15 doz. Wt. 155 lbs.

PHILADELPHIA COFFEE CUP Welded Handle




1E30386 Philadelphia coffee cup with heavy welded handle. Medium weight. Cap'y 7 1/2 oz. Wt. doz. 5 lbs.

5% discount when ordered in bbl. of 15 doz. Wt. 155 lbs. **\$1.95 DOZ.**

SAUCERS TO MATCH ABOVE CUPS

1E30080 Rolled Edge. Narrow Foot. Diam. 6 1/2 in. Wt. doz. 7 lbs. 5% discount when ordered in bbl. of 30 doz. Wt. 245 lbs. Doz. **\$1.15**
1E30078 Rolled Edge. Broad Foot. Diam. 6 1/2 in. Wt. doz. 7 lbs. 5% discount when ordered in bbl. of 30 doz. Wt. 255 lbs. Doz. **\$1.15**
1E30384 Thick. Diam. 6 1/2 in. Wt. doz. 9 3/4 lbs. 5% discount when ordered in bbl. of 30 doz. Wt. 320 lbs. Doz. **\$1.15**

CAKE COVER WITH HOLE



1E30093 Diam. 6 1/4 in. Wt. doz. 12 1/4 lbs. Doz. **\$4.05**

MEDIUM WEIGHT CUP



1E30070 Medium weight, with heavy welded handle, top of handle being even with the drinking edge. Cap'y 7 oz. Wt. 6 1/2 lbs. Doz. **\$2.10**
 5% discount when ordered in bbl. of 15 doz. Wt. 150 lbs.
1E30080 Saucer to match. Rolled edge. Wt. not pkd. doz. 7 lbs. Doz. **\$1.15**
 5% discount in bbl. of 30 doz. Wt. 45 lbs.

UNHANDLED CUP



1E30061 Saxon unhandled thick coffee cup. Cap'y 9 oz. Wt. not pkd. doz. 12 1/2 lbs. Doz. **\$1.75**
 5% discount on above number in bbl. of 15 doz. Wt. 185 lbs.
1E30384 Saucer to match. Thick. Wt. not pkd. doz. 9 3/4 lbs. Doz. **\$1.15**
 5% discount in bbl. of 30 doz. Wt. 328 lbs.

UNHANDLED CUP



1E30065 Tulip unhandled thick coffee cup. Cap'y 8 oz. Wt. not pkd. doz. 12 lbs. Doz. **\$1.75**
 5% discount in bbl. of 15 doz. Wt. 200 lbs.
1E30384 Saucer to match. Thick. Wt. not pkd. doz. 9 3/4 lbs. Doz. **\$1.15**
 5% discount in bbl. of 30 doz. Wt. 328 lbs.

BOUILLON CUP



1E30107 Two handled medium weight bouillon cup. Cap'y 7 oz. Wt. not pkd. doz. 6 1/2 lbs. Doz. **\$2.90**
1E30080 Saucer to match. Rolled edge. Wt. not pkd. doz. 7 lbs. Doz. **\$1.15**
 5% discount in bbl. of 30 doz. Wt. 245 lbs.

ROUND COVERED SUGAR BOWL



1E30354 Cap'y 10 oz. Wt. doz. 12 lbs. Doz. **\$5.75**
1E30353 Cap'y 14 1/2 oz. Wt. doz. 15 lbs. Doz. **\$6.90**

AFTER-DINNER CUP



1E30236 Block handled, half thick. Cap'y 3 oz. Wt. not pkd. doz. 2 1/4 lbs. Doz. **\$1.60**
 Saucer to Match—
1E30102 Diam. 4 1/2 in. Wt. not pkd. doz. 3 3/4 lbs. Doz. **\$1.15**

BUTTERS—THICK



1E30082 Thick. Diam. 2 3/4 in. Wt. doz. 1 1/2 lbs. Doz. **45c**
 1 gro. in carton. Gro. \$5.25
1E30083 Thick. Diam. 3 in. Wt. doz. 2 1/4 lbs. Doz. **50c**
 1 gro. in carton. Gro. \$5.60
1E30088 Thick rolled edge. Diam. 3 1/2 in. Wt. doz. 1 1/2 lbs. Doz. **65c**
 5% discount on above 3 numbers in bbl. of 100 doz. Wt. 235 lbs.

EGG CUPS




1E30129 Half thick double egg cup. Cap'y 4 oz. Wt. not pkd. doz. 4 lbs. Doz. **\$2.30**
1E30130 Half thick, single egg cup. Cap'y 1 1/2 oz. Wt. not pkd. doz. 1 1/2 lbs. Doz. **\$2.10**

CUSTARD CUP



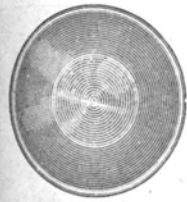
1E30133 Rolled edge, unhandled. Cap'y 6 1/2 oz. Wt. not pkd. doz. 7 1/4 lbs. Doz. **\$2.00**
1E30134 Rolled edge, handled. Cap'y 6 1/2 oz. Wt. not pkd. doz. 6 1/4 lbs. Doz. **\$2.30**
 5% discount on above numbers in bbl. lots of 18 doz. Wt. 140 lbs.

EXTRA HEAVY ICE TUB



1E2205 Diam. 9 1/2 in. Wt. doz. 60 lbs. Each, **\$2.50**. Doz. **\$27.25**

FRUIT OR SAUCE DISHES



THICK DOZ. \$1.00

In bbl. Bbl. Diam. doz. Wt. lbs. Doz. **\$1.00**
1E30191 4 1/2 in. 30 238
 Rolled Edge—
1E30306 4 1/2 in. 30 155 **\$1.00**
1E30307 5 1/2 in. 30 190 **1.10**
1E30308 5 1/2 in. 30 200 **1.30**
 5% discount on above numbers in bbl. lots.

SAUCE OR BUTTER BOATS



1E30344 Cap'y 2 1/2 oz. Wt. doz. 5 lbs. Doz. **\$4.50**
1E30345 Cap'y 5 oz. Wt. doz. 8 1/2 lbs. Doz. **\$4.85**
1E30347 Cap'y 19 oz. Wt. doz. 17 lbs. Doz. **\$12.75**

ROLLED EDGE PITCHERS



Cap'y	Wt. doz.	Doz.
2 oz.	2 lbs.	\$ 1.75
3 oz.	4 1/4 lbs.	2.30
5 oz.	4 1/4 lbs.	2.50
6 1/2 oz.	8 1/2 lbs.	3.45
14 oz.	12 lbs.	5.75
1 1/4 pt.	20 lbs.	7.70
2 1/2 pt.	26 lbs.	11.50
4 pt.	32 lbs.	15.25
7 1/2 pt.	60 lbs.	31.75

VIENNA COVERED SUGAR BOWLS



Cap'y	Wt. doz.	Doz.
5 oz.	8 lbs.	\$4.05
1 1/2 lb.	11 lbs.	4.60
3 1/2 lb.	15 lbs.	5.75
1 lb.	21 lbs.	6.90


COVERED MUSTARD



1E30231 Vienna, unhandled. Cap'y 2 1/2 oz. Wt. doz. 8 lbs. Doz. **\$3.15**

Use "GREENWOOD" VITRIFIED

Real economy in using "Greenwood" Genuine Vitrified China. It is non-porous, and will not absorb dirt, grease, or moisture. It will not craze, and remains white if accidentally chipped. These superior qualities mean long service and great savings to users.



THICK PLATES


	Diam.	Wt. doz.	Doz. in bbl.	Bbl. wt. lbs.	Doz.
1E2265	5½ in.	7 lbs.	35	280	\$1.55
1E2266	7 in.	11 lbs.	20	255	1.85
1E2268	7½ in.	13 lbs.	18	270	2.50
1E2269	8¼ in.	17 lbs.	15	290	2.85
1E2270	9 in.	19 lbs.	12	270	2.95
1E2271	9¼ in.	26 lbs.	10	300	4.00

5% discount on above numbers in bbl. lots.

ROLLED EDGE PLATES

	Diam.	Wt. doz.	Doz. in bbl.	Bbl. wt. lbs.	Doz.
1E2279	5½ in.	4½ lbs.	35	205	\$1.55
1E2281	6½ in.	8 lbs.	25	240	1.85
1E2282	7½ in.	9 lbs.	18	210	2.15
1E2283	7¾ in.	10 lbs.	18	215	2.50
1E2284	8¼ in.	13 lbs.	15	230	2.85
1E2285	9 in.	16 lbs.	12	225	2.95
1E2286	9½ in.	19 lbs.	10	225	4.00

5% discount on above numbers in bbl. lots.



\$1.35
Doz.


Rolled Edge
5¼ in. Diam.

1E2189

FRUIT OR SAUCE DISHES

	Diam. in.	Wt. not pkd. doz. lbs.	Doz. in bbl.	Bbl. wt. lbs.	Doz.
1E2189	Half thick	4½	30	165	\$1.25
1E2190	Half thick	5¼	30	170	1.45
1E2191	Thick	4¼	30	230	1.25
1E2307	Rolled edge	5¼	30	175	1.35
1E2308	Rolled edge	5½	5	30	1.45

5% discount on above numbers in bbl. lots.

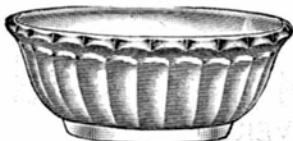


70c
DOZ.

INDIVIDUAL BUTTERS

1E2082	Thick.	Diam. 2½ in.	Wt. doz. 1¼ lbs.	Doz. 70c
1E2083	Thick.	Diam. 3 in.	Wt. doz. 2¼ lbs.	Doz. 70c
1E2089	Rolled edge.	Diam. 2½ in.	Wt. doz. 1 lb.	Doz. 70c


5% discount on above numbers in bbl. of 100 doz. Wt. 235 lbs.



\$6.75
Doz.
40 oz. Cap'y

SCALLOPED NAPPIES

	Diam. in.	Cap'y oz.	Wt. lbs.	Doz. in bbl.	Doz.
1E2252	8¼	40	24	7	\$6.75
1E2253	9¼	50	28½	6	9.00



OVAL PLATTERS—Thick

	Length in.	Wt. doz.	Doz. in bbl.	Bbl. wt. lbs.	Doz.
1E2135	6¼ in.	6 lbs.	30	220	\$ 2.15
1E2136	7 in.	8 lbs.	25	240	2.30
1E2137	7¾ in.	10 lbs.	20	240	2.60
1E2138	8½ in.	13 lbs.	15	235	2.85
1E2139	9¼ in.	16 lbs.	15	280	3.60
1E2140	10 in.	18 lbs.	12	255	3.95
1E2141	11 in.	22 lbs.	10	260	5.75
1E2142	12 in.	28 lbs.	8	265	6.90
1E2143	13¼ in.	39 lbs.	8	350	9.35
1E2144	14½ in.	46 lbs.	Each,	\$1.00	10.80
1E2146	17 in.	65 lbs.	Each,	2.00	21.65
1E2147	19 in.	86 lbs.	Each,	3.00	33.35
1E2148	20½ in.	97 lbs.	Each,	5.00	55.00

5% discount on above numbers in bbl. lots.



\$2.65
Doz.

COVERED MUSTARDS

1E2231	Vienna, unhandled.	Cap'y 4 oz.	Wt. doz. 8 lbs.	Doz. \$2.65
--------	--------------------	-------------	-----------------	-------------




\$2.50
Doz.

STANDARD MUGS

Shipped from N. Y. stock only.


No.	Cap'y doz. oz.	Wt. lbs.	Doz. in bbl.	Bbl. wt. lbs.	Doz.
1E2392	7	7	12	120	\$2.50

5% discount on above numbers in bbl. lots.



ICE TUBS—Extra Heavy

	Diam. in.	Wt. doz.	Doz.
1E2205	9¼ in.	69 lbs.	\$27.25 Each, \$2.50



DEEP RIM SOUP PLATES—Thick

	Diam. in.	Wt. doz.	Doz. in bbl.	Bbl. wt. lbs.	Doz.
1E2291	8¼ in.	17 lbs.	12	240	\$3.00
1E2292	9 in.	22 lbs.	10	255	3.00

5% discount on above numbers in bbl. lots.

DEEP RIM SOUP PLATES—Rolled Edge

	Diam. in.	Wt. doz.	Doz. in bbl.	Bbl. wt. lbs.	Doz.
1E2302	6¾ in.	9 lbs.	15	170	\$2.00
1E2305	9 in.	18 lbs.	10	215	3.00

5% discount on above numbers in bbl. lots.

\$2.65
Doz.



OATMEAL BOWL—Rolled Edge

1E2094	Diam. 5½ in.	Cap'y 9 oz.	Wt. doz. 6 lbs.	Bbl. wt. 145 lbs.	Doz. \$2.65
--------	--------------	-------------	-----------------	-------------------	-------------

5% discount in bbl. lots of 18 doz.

\$2.90
Doz.



4¾ in. Diam.

TULIP BOWLS

Shipped from N. Y. stock only.

No.	Diam. in.	Wt. doz.	Doz. in bbl.	Bbl. wt. lbs.	Doz.
1E2046	4¾ in.	10 lbs.	20	240 lbs.	\$2.00
1E2047	5 in.	12 lbs.	15	220 lbs.	3.00

\$2.70
Doz.

5 in. Diam.



LOW FOOTED BOWLS—Thick

	Diam. in.	Cap'y oz.	Wt. not pkd. doz. lbs.	Doz. in bbl.	Bbl. wt. lbs.	Doz.
1E2037	5	12	12 lbs.	15	215	\$2.00
1E2036	5½	15	18 lbs.	12	250	3.00

5% discount on above numbers in bbl. lots.

CHINA For REAL ECONOMY!!

"Greenwood" Vitrified China is especially suitable for hotels and restaurants, or for any establishment that demands a plain, serviceable china that is economical to use. Can be had in all the various standard sizes, shapes, and weights.

"L. B. MEDIUM" VITRIFIED CHINA CUP



\$1⁹⁵
DOZ.
NET

In Bbl. Lots of
15 Doz.


8 Oz. Half Thick Coffee Cup—
1E2066 Block handle. Cap'y 8 oz. Wt. not pkd. doz. 5¼ lbs. Doz. **\$2.05**
5% discount in bbl. of 15 doz. Wt. 115 lbs.
Saucer to match—
1E2080 Rolled edge. Diam. 6 in. Wt. not pkd. doz. 7 lbs. Doz. **\$1.45**
5% discount in bbl. of 30 doz. Wt. 245 lbs.

BLOCK HANDLE "CONIC" CUP

\$2⁰⁹
DOZ.
NET

In Bbl. Lots of
15 Doz.

8 Oz. "Conic" Cup—
1E2375 Block handle. Cap'y 8 oz. Wt. doz. 7¼ lbs. Doz. **\$2.20**
5% discount in bbl. of 15 doz. Wt. 130 lbs.
Saucer to Match—
1E2377 Half thick. Diam. 5¼ in. Wt. not pkd. doz. 6¼ lbs. Doz. **\$1.45**
5% discount in bbl. of 30 doz. Wt. 230 lbs.



CUPS AND SAUCERS

Medium
After Dinner Cups

\$1⁹⁰
DOZ.



3¼ Oz. "Saxon" Medium After-Dinner Cup—
1E2097 Handled, half thick. Wt. not pkd. doz. 2¼ lbs. Doz. **\$1.90**
5% discount in bbl. of 40 doz. Wt. 140 lbs.
Saucer to Match—
1E2102 Diam. 4¾ in. Wt. not pkd. doz. 3¼ lbs. Doz. **\$1.15**
5% discount in bbl. of 50 doz. Wt. 225 lbs.

BOUILLON CUPS

\$2⁶⁵
DOZ.



8 Oz. Bouillon Cup—
1E2106 2 handled, half thick. Wt. not pkd. doz. 6½ lbs. Doz. **\$2.65**
5% discount in bbl. of 12 doz. Wt. 115 lbs.
Saucer to Match—
1E2080 Rolled Edge. Diam. 6 in. Wt. not pkd. doz. 7 lbs. Doz. **\$1.45**
5% discount in bbl. of 30 doz. Wt. 245 lbs.

8 Oz. "Tulip" Cup—
1E2065 Unhandled, thick. Wt. not pkd. doz. 12 lbs. Doz. **\$2.05**
5% discount in bbl. of 15 doz. Wt. 215 lbs.

Saucer to Match—
1E2384 Thick. Diam. 6¼ in. Wt. not pkd. doz. 10¼ lbs. Doz. **\$1.45**
5% discount in bbl. of 30 doz. Wt. 350 lbs.



COVERED SUGAR BOWLS



1E2358



1E2359

Vienna Covered Sugar Bowls
1E2358 Cap'y 4½ oz. Wt. not pkd. doz. 8 lbs. Doz. **\$3.95**
1E2357 Cap'y ½ lb. Wt. not pkd. doz. 11 lbs. Doz. **5.40**
1E2356 Cap'y ¾ lb. Wt. not pkd. doz. 15 lbs. Doz. **6.10**
1E2355 Cap'y 1 lb. Wt. not pkd. doz. 21 lbs. Doz. **7.20**
Square Covered Box Sugar Bowl
1E2359 Cap'y 1 lb. Wt. not pkd. doz. 17 lbs. Doz. **\$8.65**

"CHYNO"

The Successful China Dip

Removes All Stains From Chinaware

Makes chinaware look like new! "Chyno" removes all vegetable or fruit stains, and tannic acid. Will not affect overglaze decorations. Easy to use: one can of "Chyno" is dissolved in 5 quarts of boiling water, and allowed to set for a few minutes. Stained dishes are then immersed, and in a few seconds dishes are as stainless as new.

15E1365 2 lb. can. Each, **\$2.00**

In case lots of 1 doz. 2 lb. cans. Shpg. wt. per case about 30 lbs. Case, **\$21.60**

CUPS AND SAUCERS

Coffee Cups

\$2⁴⁰
DOZ.



9 Oz. Thick Coffee Cup—
1E2072 Cap'y 9 oz. Wt. not pkd. doz. 9 lbs. Doz. **\$2.40**
5% discount in bbl. of 15 doz. Wt. 170 lbs.
Saucer to Match—
1E2384 Thick diam. 6¼ in. Wt. not pkd. doz. 10¼ lbs. Doz. **\$1.45**
5% discount in bbl. of 30 doz. Wt. 350 lbs.

8 Oz. "K. & T." Cup—
1E2064 Handled, half thick. Wt. not pkd. doz. 5½ lbs. Doz. **\$2.05**
5% discount in bbl. of 15 doz. Wt. 125 lbs.




Saucer to Match—
1E2080 Rolled edge. Diam. 6 in. Wt. not pkd. doz. 7 lbs. Doz. **\$1.45**
5% discount in bbl. of 30 doz. Wt. 245 lbs.

SAUCERS TO MATCH ALL CUPS

1E2384 Thick or heavy weight. Diam. 6¼ in. Wt. not pkd. doz. 10¼ lbs. Doz. **\$1.45**
5% discount in bbl. of 30 doz. Wt. 350 lbs.

1E2080 Rolled edge medium weight. Diam. 6 in. Wt. not pkd. doz. 7 lbs. Doz. **\$1.45**
5% discount in bbl. of 30 doz. Wt. 245 lbs.

1E2377 "Conic," half thick. Wt. not pkd. doz. 6½ lbs. Doz. **\$1.45**
5% discount in bbl. of 30 doz. Wt. 230 lbs.



STONE MUGS

Values You Will Not Match Elsewhere

TWO POPULAR STYLES

"Flagon" Stone Mugs—A particularly popular style and is splendidly made. It is recognized as the standard style mug. The glaze and the edges are finished smooth. The color is light yellow outside, and white inside.

	Cap'y	Wt.	Doz. in	Wt.	Doz.
1E25150	8 oz.	8½ lbs.	12	140 lbs.	\$2.75
1E25151	11 oz.	13 lbs.	12	190 lbs.	3.00
1E25152	13½ oz.	15½ lbs.	10	190 lbs.	3.25
1E25154	16 oz.	17 lbs.	8	170 lbs.	4.10

"Barrel" Stone Mugs—A very attractive mug. Has a broad embossed band at top and bottom. The color is light yellow outside and white inside. Mug has sham bottom which makes it appear much larger than it really is.

	Cap'y	Wt.	Doz. in	Wt.	Doz.
1E25160	8 oz.	10¼ lbs.	12	160 lbs.	\$3.00
1E25161	9½ oz.	11¼ lbs.	12	175 lbs.	3.40
1E25162	13 oz.	13½ lbs.	10	170 lbs.	3.60



Flagon Style


8 Oz. **\$2⁷⁵**
Size DOZ.



Barrel Style

8 Oz. **\$3⁰⁰**
Size DOZ.

VITRIFIED CHINA CREAMERS AND RAMEKINS

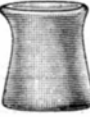


"GREENWOOD" VIENNA CREAMS Unhandled

	Cap'y	Doz.	Wt.	Wt. bbl.	Doz.
1E2120	1 1/2 oz.	40	155		\$1.60
1E2125	2 3/4 oz.	25	135		1.85
1E2121	4 oz.	20	125		2.25



1E36210 Vitrified china. Brown lustre outside, plain white inside. Single lip. Cap'y 1 oz. Wt. per doz. 1 1/4 lbs. Doz. \$1.35
5% discount in bbl. of 50 doz. Wt. 125 lbs.



1E930 Cap'y 1 1/2 oz. Wt. doz. 3 lbs. Doz. \$1.75
5% discount in bbl. of 40 doz. Wt. 155 lbs.

VITRIFIED CHINA BOTTLE CREAMERS



Made in a variety of sizes that meet practically every need. Have an excellent appearance. Thoroughly dependable and will give excellent service under severe hotel or restaurant conditions.

Brown Outside—White Inside

	Cap'y	Wt.	Doz. in	Wt.	Doz.
1E35237	3/4 oz.	2 1/2 lbs.	55	175	\$1.20
1E35231	1 oz.	2 3/4 lbs.	55	175	1.20
1E35232	1 1/2 oz.	2 3/4 lbs.	50	175	1.20
1E35234	3 oz.	6 lbs.	40	275	1.80
1E35217	4 oz.	6 lbs.	20	155	2.60

Green Outside—White Inside

1E35537	3/4 oz.	2 1/2 lbs.	55	175	\$1.20
1E35531	1 oz.	2 3/4 lbs.	55	175	1.20
1E35532	1 1/2 oz.	2 3/4 lbs.	50	175	1.20
1E35534	3 oz.	6 lbs.	40	275	1.80
1E35517	4 oz.	6 lbs.	20	155	2.60

WHITE FLUTED RAMEKINS



Vitrified fireproof cooking china. Acid proof. Absolutely non-absorbent and cannot craze.

No.	Diam.	Wt.	Doz.	Doz.
1E2860	3 in.	1 1/2 lbs.		\$1.20
1E2861	3 1/2 in.	2 lbs.		1.45
1E2862	3 3/4 in.	2 3/4 lbs.		1.60



PIX VITRIFIED CHINA CREAMERS Handled

	Cap'y	Doz. in	Wt.	Wt. bbl.	Doz.
1E30219	2 oz.	30	85		\$1.60
1E30217	3 oz.	20	80		2.10
1E30216	5 oz.	15	130		2.30



VITRIFIED CHINA CREAMERS Tankard, Unhandled

	Cap'y	Doz. in	Wt.	Wt. bbl.	Doz.
1E165	1 oz.	50	140		\$1.00
1E166	1 1/4 oz.	50	150		1.10
1E167	1 1/2 oz.	40	160		1.20
1E168	2 1/2 oz.	30	140		1.50



VITRIFIED CHINA CREAMERS Straight, Double Lip


	Cap'y	Doz. in	Wt.	Wt. bbl.	Doz.
1E170	1 oz.	50	165		\$1.00
1E171	2 oz.	40	170		1.10
1E172	3 oz.	25	150		1.50



1E2684 Cap'y 1 1/2 oz. Wt. doz. 3 lbs. Doz. \$1.60
5% discount in bbl. of 40 doz. Wt. 185 lbs.

VITRIFIED CHINA COFFEE CUPS AND MUGS

6 1/2 OZ. OVIDE COFFEE CUP Heavy Welded Handle Even With Drinking Edge



WELDED HANDLE

1E999 Cap'y 6 1/2 oz. Wt. not pkd. per doz. 7 lbs. In bbl. lots of 15 doz. Wt. 140 lbs. Doz. Net, \$2.28

Less than bbl. lots. Doz. \$2.40

1E923 Saucer to match. Broad foot, rolled edge. Diam. 6 1/2 in. Wt. doz. 7 lbs. Doz. \$1.65
5% discount in bbl. lots of 30 doz. Wt. 245 lbs.

8 OZ. CHICAGO COFFEE CUP Heavy Weight, Built for Service



BLOCK HANDLE

1E916 Cap'y 8 oz. Wt. doz. 8 1/2 lbs. In bbl. lots of 15 doz. Wt. 160 lbs. Doz. Net, \$2.47

Less than bbl. lots. Doz. \$2.60

1E923 Saucer to match. Broad foot, rolled edge. Diam. 6 1/2 in. Wt. doz. 7 lbs. Doz. \$1.65
5% discount in bbl. lots of 30 doz. Wt. 245 lbs.

8 OZ. MEDIUM WT. COFFEE CUP A Real Value at This Low Price



WELDED HANDLE

1E998 Cap'y 8 oz. Wt. not pkd. per doz. 8 lbs. In bbl. lots of 15 doz. Wt. 155 lbs. Doz. Net, \$2.47

Less than bbl. lots. Doz. \$2.60

1E923 Saucer to match. Broad foot, rolled edge. Diam. 6 1/2 in. Wt. doz. 7 lbs. Doz. \$1.65
5% discount in bbl. lots of 30 doz. Wt. 245 lbs.



1E2760 Vitrified china. Decorated with green band and line on edge and green line on foot. Cap'y 8 oz. Wt. doz. 12 lbs. Doz. \$2.75
5% discount in bbl. of 12 doz. Wt. 175 lbs.



1E2752 Vitrified china, very strongly made to withstand hard usage. Plain white. Cap'y 8 oz. Wt. doz. 12 lbs. Doz. \$1.75
5% discount in bbl. of 12 doz. Wt. 175 lbs.

8oz. VITRIFIED CHINA COFFEE MUG

Especially Suitable For Coffee Shop Service



\$1.95 DOZ. NET

In Bbl. Lots of 12 Doz.

This 8 oz. coffee mug is of a size, weight and quality that has given splendid satisfaction. It is made of best quality vitrified china. The handle and body are made in one piece—not stuck together. Excellent for lunch counter and coffee shop service.

1E2757 Cap'y 8 oz. Wt. doz. 12 lbs. In barrel lots of 12 doz. Doz. Net, \$1.95

Less than barrel lots. Doz. \$2.15



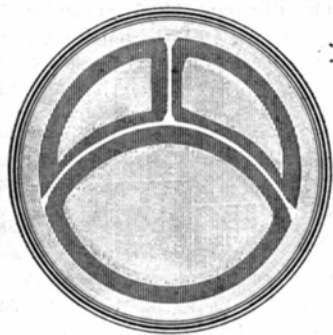
1E2755 White vitrified, square style coffee mug, welded handle. Made to stack. Just the thing for the lunch room where all available room is needed. Cap'y 8 oz. Wt. doz. 12 lbs. Doz. \$2.15
5% discount in bbl. of 15 doz. Wt. 215 lbs.



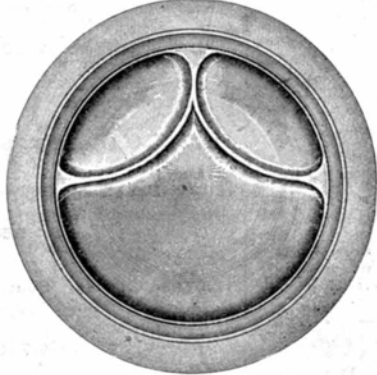
1E2756 Vitrified china. Handle and body made in one piece—not stuck together. Sham bottom. Cap'y 7 oz. Wt. doz. 12 lbs. Doz. \$2.15
5% discount in bbl. of 12 doz. Wt. 179 lbs.

COMPARTMENT LUNCH PLATES THE IDEAL TRAY FOR PLATE SERVICE

The popularity of these trays has been assured. They are for dinners or luncheons, and are designed for serving combination meals. By a series of slight elevations, or ridges, the plate or tray is divided into compartments, by which means several articles of food may be served on the same dish and still be kept separated. They come plain white or decorated.



Vitrified China. "Colonial" pattern. 3-compartment plates, will stack.
1E498 Diam. 9 3/4 in. Wt. doz. 25 lbs. Doz. **\$15.75**
1E497 Diam. 10 1/4 in. Wt. doz. 32 lbs. Doz. **18.80**



These Luncheon Plates are a patent of Albert Pick & Company, and are so arranged that they nest perfectly, thus permitting them to be stacked as high as you desire without the danger of breakage. Made of the famous Greenwood china.

	Diam.	Wt. not pkd. doz.	Doz.
1E2394	9 1/2 in.	25 lbs.	\$10.50
1E2395	10 1/2 in.	32 lbs.	14.00
1E2396	11 in.	36 lbs.	20.00

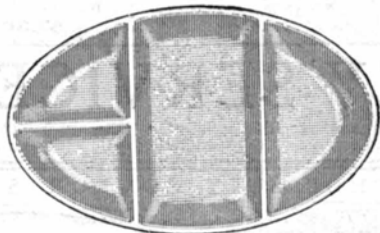


Vegetable dinners are becoming more popular every year. We are offering the most suitable plate for serving same. Vegetable Dinner Plate. English vitreous earthenware. Blue Delph Pattern. High partitions keep each vegetable separate. Diam. 10 1/2 in. Wt. not pkd. 27 lbs.
1E3474.....Doz. **\$15.00**
1E3481 Same as above, but plain white Doz. **11.75**



"Fit" patented nesting compartment tray, permitting them to be stacked without danger of breakage. The "Dearborn" is a genuine china tray decorated under the glaze with a black checker design as illustrated. This is an open stock pattern.

	Diam.	Wt. per doz.	Doz.
1E1589	9 1/2 in.	25 lbs.	\$15.95
1E1590	10 1/4 in.	32 lbs.	22.00



Oval Shape 4-Compartment Tray—Vitrified China. Plain white. Length 11 1/4 in. Wt. not pkd. doz. 21 lbs.

1E3496.....Doz. **\$16.50**




Imported English vitrified earthenware lunch plate. A beautiful Chinese scene in blue, underglaze print decoration. Diam. 10 3/8 in. Wt. not pkd. per doz. 14 1/2 lbs.
1E3470.....Doz. **\$5.75**



Vitrified China. "Pilgrim" pattern. 3-compartment plates. Will stack.

1E36797 Diam. 10 1/4 in. Wt. doz. 32 lbs. Doz. **\$20.00**



German china. "Lucille" Pattern. Two green pin lines. 6 compartments. Diam. 12 in. Wt. not pkd. doz. 36 lbs.

1E20091.....Doz. **\$28.00**



Blue Delph pattern. English vitreous earthenware. 3 compartments. Diam. 10 1/2 in. Wt. not pkd. doz. 24 lbs.

1E3478.....Doz. **\$13.75**

POPULAR COMPARTMENT PLATES

Superior Values

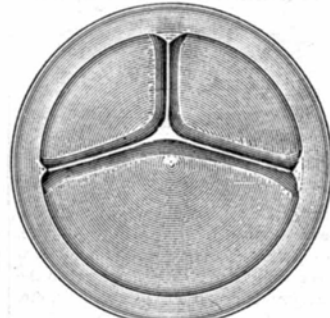
American vitrified china, decorated with the well known and attractive "Blue Willow" pattern in dark blue. Three compartments make this plate ideally suitable for the serving of the one price special "Blue Plate Luncheon" now in favor in a large number of restaurants and hotels.

1E3466 Diam. 10 3/8 in. Wt. doz. not pkd. 28 1/2 lbs. Doz. **\$11.00**

English hard-fired earthenware—plain white. Divided into three compartments for the economical and convenient serving of plate luncheons. These plates can be stacked in the same manner as ordinary plates. Diam. 10 1/2 in. Wt. doz. not pkd. 21 lbs. 1E3480.... Doz. **\$9.00**



1E3466



1E3480

BLUE WILLOW PATTERN HOTEL WARE

Wood & Son's English Vitrified Hotel Ware. Medium weight, with rolled edge. Carried in standard sizes and shapes.



Plates—Rolled edge.			
Diam.	Wt. Lbs.	In.	Doz.
1E6385	5½	4½	\$2.60
1E6384	6½	7	2.60
1E6383	7	9	2.95
1E6382	8	10½	3.90
1E6381	9	14½	4.90
1E6380	9½	17½	5.85

1E6387 Coupe Soup Plate			
Diam.	Wt. Lbs.	In.	Doz.
10¼	7½	10	Doz. \$4.90

1E6386 Rim Soup Plate			
Diam.	Wt. Lbs.	In.	Doz.
14	9	14½	Doz. \$5.55

Oval Platters—			
Rolled edge.	Lgth.	Wt. Lbs.	In.
1E6330	7	7½	\$3.90
1E6332	8¼	11¼	5.20
1E6333	9¼	13¾	6.50
1E6334	10¾	16	7.80
1E6335	11¾	18½	9.10
1E6336	12¾	25	11.70
1E6337	13¾	30	15.60
1E6338	15	37	19.50

Pitchers—			
Cap'y.	Wt. Lbs.	Doz.	In.
1E6360	2½	4	\$3.25
1E6359	5	5½	\$5.55
1E6358	16	10½	9.10

1E6325—Ind. Butter			
Diam.	3¼ in.	Wt. doz.	2 lbs.
Doz.			\$1.30

1E6361 Ind. Cream—Handled.			
Cap'y	1½ oz.	Wt. doz.	2 lbs.
Doz.			\$3.25

1E6341 Double Egg Cup			
Cap'y	4½ oz.	Wt. doz.	4½ lbs.
Doz.			\$4.55

1E6374 Covered Sugar Bowl—Club.			
Cap'y	10½ oz.	Wt. doz.	9¼ lbs.
Doz.			\$13.00

1E6342 Single Egg Cup			
Cap'y	1½ oz.	Wt. doz.	1½ lbs.
Doz.			\$2.60

1E6321 Celery Tray			
Diam.	10½ in.	Wt. doz.	12 lbs.
Doz.			\$15.60

1E6362 Shell Pickle Dish			
Length	7½ in.	Wt. doz.	7½ lbs.
Doz.			\$7.80

Oval Vegetable Dishes—Rolled edge.			
Diam.	Wt. Lbs.	In.	Doz.
1E6300	5	3½	\$3.90
1E6301	5¼	4	3.90

Salad Bowls—Rolled edge.			
Diam.	Wt. Lbs.	In.	Doz.
1E6365	6½	12½	\$9.75
1E6366	7½	20	12.35

Soup Bowls—Low footed.			
Diam.	Cap'y Lbs.	In.	Doz.
1E6309	5½	14	\$5.20
1E6308	5½	19	6.50

1E6363 Oatmeal or Cereal Bowl			
Rolled edge.	Diam.	6 in.	Cap'y 10 oz.
Doz.			\$3.25

1E6389 Grapefruit or Cereal Bowl			
Diam.	6¼ in.	Wt. doz.	6 lbs.
Doz.			\$5.55

Comports—Rolled edge.			
Diam.	Wt. Lbs.	In.	Doz.
1E6319	6½	19	\$19.50
1E6320	8¼	38	32.50

1E6343 Fruit or Sauce Dish—Rolled edge.			
Diam.	5½ in.	Wt. doz.	4 lbs.
Doz.			\$1.95

1E6345 Ice Cream Dish			
Rolled edge.	Diam.	4¾ in.	Wt. doz.
Doz.			\$1.75

1E6348½ Shell Handled Ice Cream Dish			
Size	4x4 in.	Wt. doz.	3½ lbs.
Doz.			\$3.25

1E6372 Sauce Boat—Cap			
3 oz.	Wt. doz.	5 lbs.	Doz.
			\$7.85

1E6351 Covered Mustard Dish			
Vienna, unhandled.	Cap	3 oz.	Wt. doz.
			3½ lbs.

1E6349 Ice Tub—Size 9½			
6 in.	Wt. doz.	54 lbs.	Doz.
			\$58.50

1E6315	After Dinner Coffee Cup—Cap'y 3½ oz.	Wt. doz.	3½ lbs.	Doz.	\$2.95
1E6316	Saucer to match—Diam. 4¾ in.	Wt. doz.	3½ lbs.	Doz.	\$1.65

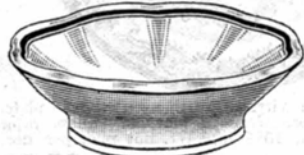
Tea or Coffee Cups—Block handles.			
1E6313	Light weight.	Cap'y 8 oz.	Wt. doz.
			6 lbs.
			Doz. \$3.60
1E6312	Medium weight.	Cap'y 7½ oz.	Wt. doz.
			6 lbs.
			Doz. \$3.95
1E6317	Bouillon Cup—Cap'y 8 oz.	Wt. doz.	6 lbs.
			Doz. \$5.85
1E6314	Saucer to match above cups—Diam.	6¼ in.	Wt. doz.
			6 lbs.
			Doz. \$1.95

FOR CHOP SUEY SERVICE

COMPORTS, TEA CUPS, TEA POTS AND RICE BOWLS

Made in America and the best line on the market. Designed and manufactured especially for Albert Pick & Company. Superior to the Oriental goods, as they are heavier and stronger. A line that will give satisfaction in every respect and on account of its durability is the most economical to use.

CHOP SUEY COMFORT




1E5593 Chop Suey Comfort. Highest grade vitrified china. "Mildred" Pattern. Green band and line pattern. Diam. 6½ in. Cap'y 11 oz. Wt. not pkd. 11 lbs. per doz. Doz. \$8.40
5% discount in bbl. of 10 doz. Wt. 145 lbs.

CHOP SUEY COMFORTS



Blue Willow Pattern.
1E6391 Domestic vitrified china, scalloped edge. Diam. 6½ in. Cap'y 11 oz. Wt. doz. 11 lbs. Doz. \$13.85
1E6392 English vitrified ware, octagon shape. Diam. 6 in. Cap'y 8 oz. Wt. doz. 8½ lbs. Doz. \$9.75
1E6393 English vitrified ware, oval shape. Diam. 7½ in. Cap'y 9 oz. Wt. doz. 9 lbs. Doz. \$11.70



Colonial Pattern.
1E495 Chop Suey Comfort. Highest grade vitrified china. "Colonial" pattern, green band and two line decoration. Diam. 6½ in. Cap'y 11 oz. Wt. not pkd. 11 lbs. per doz. Doz. \$8.40
5% discount in bbl. of 10 doz. 170 lbs.

TEA OR COFFEE POT



Rockingham ware. Rich, dark color with high glaze finish. Extra heavy spout and handle.
1E3200 Cap'y 10 oz. Wt. 7 lbs. per doz. Doz. \$3.60
5% discount in bbl. of 6 doz. Wt. 77 lbs.

VITRIFIED CHINA UNHANDLED TEA CUPS



1E494 Unhandled Tea Cup. Vitrified china. "Colonial" pattern, green band and two pin line decoration. Cap'y 2½ oz. Wt. doz. 3 lbs. Doz. \$2.25
5% discount in bbl. of 40 doz. Wt. 155 lbs.



1E20094 Unhandled Tea Cup. Vitrified china. "Lucille" pattern, two green pin line decoration. Cap'y 2½ oz. Wt. doz. 3 lbs. Doz. \$2.40
5% discount in bbl. of 40 doz. Wt. 155 lbs.



1E5594 Unhandled Tea Cup. Vitrified china. "Mildred" Pattern, green band and line decoration. Cap'y 2½ oz. Wt. doz. 3 lbs. Doz. \$2.40
5% discount in bbl. of 40 doz. Wt. 155 lbs.



1E6318 Unhandled Tea Cup. English vitrified ware. "Blue Willow" pattern. Cap'y 3 oz. Wt. doz. 3½ lbs. Doz. \$2.55
5% discount in bbl. of 40 doz. Wt. 175 lbs.



1E6390 Unhandled Tea Cup. Vitrified china. "Blue Willow" pattern. Cap'y 2½ oz. Wt. doz. 3 lbs. Doz. \$3.05
5% discount in bbl. of 40 doz. Wt. 155 lbs.

CHINESE RICE BOWL.



1E20008 Chinese Rice Bowl. Vitrified china. "Lucille" pattern, green line decoration. Cap'y 4¼ lbs. Diam. 4¾ in. Wt. not pkd. doz. 4 lbs. Doz. \$3.60
5% discount in bbl. of 30 doz. Wt. 160 lbs.

DURO CAKE OR MIXING BOWLS



Strong and durable, made of heavy vitreous stoneware, superior to yellow earthenware. Gray finish, decorated with blue band between white lines. Very essential to the kitchen in mixing bread, cakes, salads, etc.

Diam.	Cap'y	Wt. Doz.	Doz.
In.	Lbs.		
1E3365	7 1½ pts.	18	\$ 3.50
1E3364	8 1 qt.	24	4.25
1E3363	9 2 qts.	32	5.35
1E3362	10 3 qts.	54	6.50
1E3361	11 5 qts.	70	10.25
1E3360	12 8 qts.	108	15.00

SEMI-PORCELAIN CAKE OR MIXING BOWLS



White semi-porcelain ware, decorated with blue lines. Extremely hard fired and heavily glazed. Very essential to the kitchen in the mixing of bread, cakes, salads, etc.

Diam.	Cap'y	Wt. Doz.	Doz.
In.	Lbs.		
1E3378	5 12 oz.	8	\$ 2.25
1E3377	6 1½ pts.	11½	3.00
1E3376	7 1½ pts.	15	4.00
1E3375	8 1½ qts.	24	5.00
1E3374	9 2½ qts.	35	6.75
1E3373	10 3 qts.	51	8.75
1E3372	11 4½ qts.	50	12.25
1E3371	12 5½ qts.	54	17.00
1E3370	13 7 qts.	74	21.50

CRACKED ICE AND BUTTER TUB



Strong and durable. Made of heavy stoneware. Glazed inside and out. Gray finish, decorated with raised blue bands near top and bottom. Rounded inside edges and corners. Has no sharp places on which to cut fingers or hands.
1E3356 Diam. 9¼ in. Wt. not pkd. each 6¼ lbs. (Doz. \$13.25) Each, \$1.25

SEMI-PORCELAIN PITCHERS



Cap'y	Wt. Lbs.	Doz.
1E3071	1½ pt.	8
1E3070	1½ pt.	12½
1E3069	2¼ pt.	17
1E3068	2 qt.	24
1E3067	3 qt.	33
1E3066	3½ qt.	52
1E3065	5 qt.	66

FINEST GRADE FIREPROOF COOKING CHINA MADE

"Fraunfelter-Ohio" China Is Guaranteed in Every Way to Satisfy

"Fraunfelter-Ohio" Cooking China represents the highest achievement of American endeavor to produce an unrivaled line of cooking china. It is a high grade product built for hard service and made to withstand the intense heat to which cooking wares are subjected. It is a true hard china cooking ware, finished on the outside with a rich brown or green mirror-like glaze that is exceedingly attractive, and will appeal to the most discriminating. This leadless glaze will not craze, and the body is absolutely non-absorbent. The inside of the ware is pure white.

Our Guarantee Backs Up "Fraunfelter-Ohio" China in every way—we guarantee its quality, durability and service. "Fraunfelter-Ohio" Ware is made in all articles necessary for high class cooking and serving. **Items listed here are shipped from our stock.** Any other items desired are shipped direct from factory in Ohio. **Write for prices.**



Round Covered Casseroles—Handled.

		Diam.	Wt. doz.	
Brown	Green	in. Cap'y	lbs.	Doz.
1E36114	1E36414	4 6 oz.	6	\$ 5.40
1E36115	1E36415	5 12 oz.	10½	6.35
1E36116	1E36416	6 1 pt.	14	7.70
1E36117	1E36417	7 1¾ pts.	18	9.20
1E36119	1E36419	9 4½ pts.	36	17.30

Round Covered Casseroles Unhandled.

		Diam.	Wt. doz.	
Brown	Green	in. Cap'y	lbs.	Doz.
1E36073	1E36373	5 13 oz.	12	\$6.90
1E36074	1E36374	6 23 oz.	17	8.05



Oval Covered Casseroles Handled.

		Length	Wt. doz.	
Brown	Green	in. Cap'y	lbs.	Doz.
1E36097	1E36397	6 12 oz.	11	\$ 8.05
1E36098	1E36398	7 26 oz.	20	9.20
1E36101	1E36401	9 3½ pt.	30	17.30


Oval Covered Casseroles Unhandled.

		Length	Wt. doz.	
Brown	Green	in. Cap'y	lbs.	Doz.
1E36091	1E36391	6 12 oz.	11	\$8.05
1E36092	1E36392	7 26 oz.	20	9.20



Pitchers—Ritz Shape

		Cap'y	Wt. doz.	
Brown	Green	oz.	lbs.	Doz.
1E36200	1E36500	2 oz.	2 lbs.	\$ 2.90
1E36201	1E36501	4 oz.	3 lbs.	3.85
1E36202	1E36502	8 oz.	5 lbs.	5.75
1E36203	1E36503F	12 oz.	6 lbs.	6.90
1E36204	1E36504F	20 oz.	12 lbs.	8.05
1E36205	1E36505F	26 oz.	15 lbs.	10.35



Unhandled Creamers

		Cap'y	Wt. doz.	
Brown	Green	oz.	lbs.	Doz.
1E36210	1E36510	1½ oz.	1¼ lbs.	\$1.35
1E36211	1E36511	2 oz.	2¼ lbs.	1.55

Handled Creamers

		Cap'y	Wt. doz.	
Brown	Green	oz.	lbs.	Doz.
1E36208	1E36508	4 oz.	3¼ lbs.	\$2.90



Round Bakers or Cocottes—Unhandled.

		Diam.	Cap'y doz.	
Brown	Green	in. oz.	lbs.	Doz.
1E36035	1E36335	4 6 4	4	\$1.70
1E36036	1E36336	4½ 8½ 5½	1.90	



Ramekins

		Diam.	Cap'y doz.	
Brown	Green	in. oz.	lbs.	Doz.
1E36220	1E36520	3 3½ 2½	1.35	
1E36221	1E36521	3½ 4½ 3½	1.55	



Round Au Gratin or Shirred Egg Dishes—Hotel Shape.

		Diam.	Wt. doz.	
Brown	Green	in. lbs.	Doz.	
1E36021	1E36321	5½ 7	\$3.45	
1E36022	1E36322	6½ 9	3.85	



Oval Au Gratin or Shirred Egg Dishes

		Length	Wt. doz.	
Brown	Green	in. lbs.	Doz.	
1E36007	1E36307	8 7¾	\$4.20	
1E36008	1E36308	9 9	5.20	
1E36009	1E36309	10 11	6.35	
1E36010	1E36310	11½ 14	8.45	
1E36011	1E36311	12½ 16	11.50	



Individual Bean Pots or Custards

		Diam.	Cap'y doz.	
Brown	Green	in. oz.	lbs.	Doz.
1E36025	1E36325	3½ 5	3¼	\$1.55
1E36026	1E36326	3¾ 6	4¾	1.55
1E36027	1E36327	3¾ 7	5½	1.70
1E36028	1E36328	3¾ 8	6	1.70



Oval Baking Dishes

		Length	Cap'y doz.	
Brown	Green	in. oz.	lbs.	Doz.
1E36051	1E36351	5½ 8½ 6½	\$3.45	
1E36052	1E36352	6¾ 13 11	4.20	



Pot Pie or Pudding Dishes

		Diam.	Cap'y doz.	
Brown	Green	in. oz.	lbs.	Doz.
1E36041	1E36341	4¾ 5¾ 4	\$2.10	
1E36042	1E36342	4¾ 7½ 5	2.50	
1E36049	1E36349	5¾ 9 5¾	2.50	
1E36050	1E36350	5¾ 12 7¾	2.50	
1E36043	1E36343	5¾ 14½ 8¾	2.70	



Round Au Gratin or Shirred Egg Dishes

		Diam.	Wt. doz.	
Brown	Green	in. lbs.	Doz.	
1E36001	1E36301	5½ 4	\$2.90	
1E36002	1E36302	6¾ 6½	3.65	
1E36003	1E36303	6¾ 7¾	4.40	
1E36004	1E36304	7 9	4.80	



Covered Petite Marmites
For serving entrees, Bouillia Baise, onion soups, etc.

		Diam.	Cap'y Wt.	
Brown	Green	in. oz.	lbs.	Doz.
1E36065	1E36365	3¾ 8	8	\$3.45
1E36066	1E36366	4½ 14½	13	5.75
1E36067	1E36367	5¾ 28	18	6.35



Individual Bean Pots

		Diam.	Cap'y doz.	
Brown	Green	in. oz.	lbs.	Doz.
1E36031	1E36331	2¾ 8½	5	\$2.50
1E36032	1E36332F3	12	7½	3.25



Coffee Servers or Chocolate Pots

		Cap'y	Wt. doz.	
Brown	Green	oz.	lbs.	Doz.
1E36180	1E36480	9 oz.	8 lbs.	\$7.70
1E36181	1E36481	12 oz.	10 lbs.	8.65



Langley Coffee or Tea Pot

		Cap'y	Wt. doz.	
Brown	Green	oz.	lbs.	Doz.
1E36176	1E36476	8 oz.	9½ lbs.	\$7.70
1E36177	1E36477	14 oz.	15 lbs.	9.60



"Battleship" Tea or Coffee Pots

		Cap'y	Wt. doz.	
Brown	Green	oz.	lbs.	Doz.
1E36150	1E36450	8 oz.	8½ lbs.	\$7.90
1E36151	1E36451	10 oz.	9½ lbs.	8.45
1E36152	1E36452	12 oz.	12 lbs.	8.45
1E36153	1E36453	14 oz.	14 lbs.	9.60



"Regular" Tea or Coffee Pot

		Cap'y	Wt. doz.	
Brown	Green	oz.	lbs.	Doz.
1E36156	1E36456	8 oz.	8½ lbs.	\$7.70



Side Handled Tea Pots

		Cap'y	Wt. doz.	
Brown	Green	oz.	lbs.	Doz.
1E36195	1E36495F	8 oz.	8 lbs.	\$ 7.70
1E36196	1E36496F	14 oz.	10 lbs.	8.65
1E36197	1E36497F	18 oz.	15 lbs.	9.60
1E36198	1E36498F	28 oz.	20 lbs.	10.55

HALL'S VITRIFIED FIREPROOF COOKING CHINA

Furnished in Brown or Green Color Leadless Glaze; Acid Proof, Cannot Craze or Absorb Moisture—Sanitary

HALL'S Vitrified Fireproof Cooking China is nationally recognized as one of the strongest and most durable on the market. The leadless glaze, fired at a high temperature, assures absolute vitrification. It will not craze or absorb, is acid proof and will withstand all possible changes of temperature. It is sanitary, and durable. All necessary articles for high class cooking and serving can be had in Hall's Cooking China, in brown or green color—white on inside. **Items listed here are shipped from stock.** Other items wanted will be shipped from Ohio factory. **Write for prices.**

Serve It Hot—
Hall's China Holds the Heat



Round Covered Casseroles—Unhandled.

Brown	Green	in.	in.	Cap'y	Ea.	Doz.
1E35071	1E35371	4 1/2	2	8 oz.		\$5.20
1E35072	1E35372	5 1/2	2 1/2	12 oz.		6.40
1E35073	1E35373	5 3/4	2 1/2	17 oz.	\$0.65	7.20
1E35074	1E35374	6	2 1/2	1 1/2 pt.	.75	8.00
1E35075	1E35375	7 1/4	3 1/4	1 qt.	.95	10.40
1E35076	1E35376	8	3 1/2	1 1/2 qt.	1.15	12.80
1E35077	1E35377	9	3 3/4	2 1/4 qt.	1.35	14.80
1E35078	1E35378	10	4 1/8	3 qt.	1.55	16.80

Wts. doz. in order listed, 10, 12 1/2, 16, 19, 27, 38, 48 and 72 lbs.



Oval Covered Casseroles—Unhandled.

Brown	Green	in.	in.	Cap'y	Ea.	Doz.
1E35090	1E35390	5	2 1/4	7		\$6.40
1E35091	1E35391	6	2 1/2	13	\$0.65	7.20
1E35092	1E35392	7 1/4	3 1/4	1 1/2 pt.	.75	8.00
1E35093	1E35393	7 3/4	3 3/4	2 pt.	.95	10.40
1E35094	1E35394	8 1/2	4	2 1/4 pt.	1.15	12.80
1E35095	1E35395	9 1/2	5	4 1/4 pt.	1.35	14.80

Wts. doz. in order listed, 9, 13, 19, 23, 30 and 40 lbs.



Covered Petite Marmites—For serving entrees, Bouillia Baise, onion soups, etc.

Brown	Green	in.	oz.	lbs.	Doz.
1E35065	1E35365	4 1/2	8	9	\$3.20
1E35066	1E35366	4 3/4	12	13	4.80
1E35067	1E35367	5 1/2	24	18	6.00



Individual Bean Pots—

1E35031 Brown. Diam. 2 3/4 in. Wt. doz. 8 lbs. Doz. **\$2.40**

1E35032 Brown. Diam. 3 in. Wt. doz. 11 lbs. Doz. **\$3.20**



1E35325



1E35029

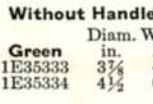
Individual Bean Pots or Custards—

Brown	Green	in.	lbs.	Doz.
1E35025	1E35325	2 3/4	4	\$1.20
1E35026	1E35326	3	4 1/2	1.20
1E35027	1E35327	3 3/8	6	1.45
1E35028	1E35328	3 3/8	9	1.60

Squat Shape
1E35029 1E35329 3 3/8 5 1/2 \$1.45
1E35030 1E35330 3 3/8 6 1/2 1.60



Round Bakers or Cocottes—For entree service or for regular orders.



Without Handle

Brown	Green	in.	lbs.	Doz.
1E35033	1E35333	3 3/4	4 1/2	\$1.60
1E35034	1E35334	4 1/2	6 1/2	1.75



Ramekins—Brown or Green.

Brown	Green	in.	lbs.	Doz.
1E35220	1E35520	3	2 1/2	\$1.30
1E35221	1E35521	3 3/8	3 1/2	1.45



Pudding Pan—Brown or Green.

Brown	Green	in.	lbs.	Doz.
1E35046	1E35346	5	7 1/2	\$2.40



Pot Pie or Pudding Dishes—Particularly adapted for meat and chicken pies.

Brown	Green	Diam.	Wt. doz.	Doz.
1E35041	1E35341	4 1/2	6 1/2	\$1.90
1E35042	1E35342	5 3/8	7 3/4	2.40
1E35043	1E35343	6	9 1/2	2.80
1E35044	1E35344	6 1/2	13 1/2	3.20



Oval Baking Dishes—

Brown	Green	lgth.	Doz.	Doz.
1E35050	1E35350	5 1/2	4 1/2	\$2.80
1E35048	1E35348	6	6 1/2	3.20



Round Shirred Egg or Au Gratin Dishes—French Shape.

Brown	Green	in.	lbs.	Doz.
1E35001	1E35301	4 1/2	5 1/4	\$2.00
1E35002	1E35302	5 3/8	6	2.80
1E35003	1E35303	5 3/8	7 3/4	3.20
1E35004	1E35304	6 1/2	9 3/4	3.60
1E35005	1E35305	7 3/4	13	4.00



Round Au Gratin or Shirred Egg Dishes—

Brown	Green	in.	lbs.	Doz.
1E35020	1E35320	4 1/2	7	\$2.80
1E35021	1E35321	5 1/2	8	3.20
1E35022	1E35322	6 1/2	10 1/2	3.60
1E35023	1E35323	7	14 1/4	4.00



Oval Au Gratin or Shirred Egg Dishes—French shape

Brown	Green	Length	Width	Doz.
1E35006	1E35306	6 1/2 in.	3 3/8 in.	\$2.80
1E35007	1E35307	8 1/2 in.	4 1/2 in.	4.00
1E35008	1E35308	9 1/2 in.	4 3/4 in.	4.80
1E35009	1E35309	10 1/2 in.	5 1/2 in.	6.00
1E35010	1E35310	11 1/2 in.	6 1/4 in.	6.80
1E35011	1E35311	12 1/2 in.	6 1/2 in.	8.00



Boston Tea or Coffee Pots—

Brown	Green	Cap'y	Wt. doz.	Doz.
1E35150	1E35450	8	10	\$7.00
1E35151	1E35451	10	12	8.00
1E35152	1E35452	16	15	8.00



New York Tea or Coffee Pots—Knob cover

Brown	Green	Cap'y	Wt. doz.	Doz.
1E35155	1E35455	8	10 1/2	\$7.00
1E35156	1E35456	12	12	8.00

French Tea Pot—Loop cover.

Brown	Green	Cap'y	Wt. doz.	Doz.
1E35170	1E35470	7	6	\$7.00
1E35171	1E35471	10	7 1/2	8.00
1E35172	1E35472	14	9	8.00



Chicago Coffee or Tea Pots—Sunken cover.

Brown	Green	Cap'y	Wt. doz.	Doz.
1E35176	1E35476	8	11	\$7.00
1E35177	1E35477	10	12	8.00



Washington Chocolate Pots—Brown or Green. Sunken cover.

Brown	Green	Cap'y	Wt. doz.	Doz.
1E35178	1E35478	7	9 1/2	\$7.00
1E35180	1E35480	9	10	8.00
1E35181	1E35481	12	12	8.00

California Hot Water or Coffee Pots—

Brown	Green	Cap'y	Wt. doz.	Doz.
1E35186	1E35486	8	10 1/2	\$7.00
1E35187	1E35487	10	12	8.00

Bellevue Individual Tea Room Service—Green Only

An attractive, individual room service for tea-rooms, hospitals and hotels. Designed to occupy minimum space on tray or table. The interchangeable covers are a feature that will be appreciated.

Covers Are Interchangeable and Will Fit Teapot, Coffee Pot, Sugar or Creamer



Individual Teapots—

	Cap'y	Wt. doz.	Doz.
1E35541	8	10	\$7.20
1E35542	10	11	8.00
1E35543F	12	12	8.80

Individual Covered Sugars—

	Cap'y	Wt. doz.	Doz.
1E35550F	2	2	\$4.80
1E35553F	7	9	7.20

Individual Creamers—

	Cap'y	Wt. doz.	Doz.
1E35560F	1 1/2	1 1/2	\$1.80
1E35561F	3	3	2.80

Cereal Creamers—

	Cap'y	Wt. doz.	Doz.
1E35562F	4 1/2	5	\$3.60
1E35563F	6	7	4.40

Individual Coffee Pots—Tall

	Cap'y	Wt. doz.	Doz.
1E35545	8	10	\$7.20
1E35547F	12	12	8.80

Note: The above service can also be shipped direct from factory in the following colors or tints: Brown, cobalt blue, light blue, pink, rose, orange, light green and many other shades to match various color schemes. **Write for samples and prices.**

CUSPIDORS, MATCH STANDS AND CANDLESTICKS

MATCH STANDS



Vitrified china with a rich dark green lustre underglaze. Deep oblong ash tray base with a long hood for safety matches. Ht. in. length 5 3/4 in., width 4 1/4 in. Wt. not pkd. doz. 11 lbs.

1E2430 Doz. \$10.00



Safety Match Stand. Vitrified white china. Square hood with round tray. Ht. 3 3/4 in., diam. base 5 1/2 in. Wt. not pkd. doz. 9 lbs.

1E2241 Doz. \$7.00

CANDLESTICKS



Plain white vitrified china. Ht. 2 3/4 in., diam. of tray 5 1/4 in. Wt. not pkd. doz. 6 3/4 lbs.

1E2620 Doz. \$4.00



Vitrified China rich dark green lustre underglaze candlestick. Ht. 2 1/2 in. Diam. 3 3/4 in. Wt. not pkd. doz. 10 1/2 lbs.

1E2431 Doz. \$5.85

THE POPULAR SELLING CHINA CUSPIDORS—Plain White and Colored

VITRIFIED WHITE CHINA CUSPIDORS



Most widely used shape. Exceptionally strong. Will not tip. We recommend it for sanitary in that it will not stain even when chipped. Ht. 4 1/2 in., diam. 7 1/4 in. Wt. not pkd. 3 lbs. In bbl. of 2 doz.

1E3406 In bbl. lots. Net, Doz. \$9.60
Less than bbl. lots. Doz. \$10.50

UNDERGLAZE GREEN COLOR

ROOM CUSPIDOR



Vitrified china. Easy to keep clean. Exceptionally high grade and has an excellent appearance. Suitable for any room. Wt. not pkd. 3 lbs. each. In bbl. of 2 doz.

1E3412 Underglaze green outside, white inside. In bbl. lots. Net, Doz. \$9.60
Less than bbl. lots. Doz. \$10.50

1E3400 Underglaze green lustre outside and inside. In bbl. lots. Net, Doz. \$11.50
Less than bbl. lots. Doz. \$12.50

GREEN ONYX CANDLESTICK



Green onyx candlestick hard burned high glazed ware. Rich blending colors. Ht. 3 1/2 in. Diam. 3 3/4 in. Wt. not pkd. doz. 7 lbs.

1E2575 Doz. \$3.60

VITRIFIED WHITE CHINA CUSPIDOR



1E3407 In bbl. lots. Net, Doz. \$9.60
Less than bbl. lots. Doz. \$10.50

Vitrified white china. Attractive shape. Easy to keep clean. Ht. 4 1/2 in., diam. 7 1/4 in. Wt. not pkd. 3 lbs. 2 doz. In bbl. of 2 doz.

WHITE SEMI-PORCELAIN CUSPIDOR



Less than bbl. lots. Doz. \$9.25

Plain white double thick semi-porcelain body. Ht. 4 1/2 in., diam. 7 1/4 in. Wt. not pkd. 2 3/4 lbs. In bbl. of 2 doz.

1E3085 In bbl. lots. Net, Doz. \$8.50
Less than bbl. lots. Doz. \$9.25



TOILET MUG

Heavy handle. Holds 7 oz.

1E3015 Doz. \$2.10

TOOTH BRUSH HOLDER



Medium weight, plain shape. Well finished. Height, 5 in.

1E3014 Doz. \$5.60

EARTHENWARE CUSPIDOR



Solid jet black lustrous glaze. Wt. not pkd. 3 1/2 lbs. In crate of 2 doz.

1E3413 In crate lots. Net, Doz. \$4.00
Less than crate lots. Doz. \$4.50

NOTE: Above Match Stands, Candlesticks, and Cuspidors can be decorated with gold lines with or without crest. Write for prices.

SEMI-PORCELAIN AND VITRIFIED CHINA HOTEL WARE

WHITE VITRIFIED CHINA SOAP SLAB



Guaranteed non-porous and will not absorb dirt or moisture. Has 4 rubber feet which make this item non-slipping and prevents scratching of bathroom fixture. Size 4 1/2 x 2 1/2 in. Wt. not pkd. doz. 6 lbs.

1E2600 Doz. \$2.00

VITRIFIED CHINA BELL BOY JUGS

Plain white. Exceptionally strong and durable. Non-porous, will not absorb moisture or become discolored. Remains perfectly white.

"Greenwood" Vitrified China

1E2221 Cap'y 2 1/4 pt. Wt. doz. 35 lbs. In bbl. of 2 doz. Net \$6.75
In bbl. lots. Doz. \$7.25
Less than bbl. lots. Doz. \$7.25

1E2220 Cap'y 2 3/4 pt. Wt. doz. 43 lbs. In bbl. of 2 doz. Net \$9.25
In bbl. lots. Doz. \$9.75
Less than bbl. lots. Doz. \$9.75



SEMI-PORCELAIN BELL BOY JUGS

Made of the strongest semi-porcelain and made heavy enough and strong enough to stand rough usage. The ideal bell boy jug for any hotel or institution.

1E3060 Cap'y 2 1/2 pt. Wt. doz. 24 lbs. In bbl. of 2 doz. Net \$4.75
In bbl. lots. Doz. \$5.25
Less than bbl. lots. Doz. \$5.25

1E3048 Cap'y 3 1/2 pt. Wt. doz. 33 lbs. In bbl. of 2 doz. Net \$6.25
In bbl. lots. Doz. \$6.75
Less than bbl. lots. Doz. \$6.75

THICK SEMI-PORCELAIN HOTEL SOAP SLAB



Made very thick and heavy. For the hotel demanding a good appearing soap dish at a moderate price this is exceptionally desirable. Size 4 1/2 x 4 1/2 in. Wt. not pkd. doz. 6 1/2 lbs.

1E3059 Doz. \$1.65

THICK SEMI-PORCELAIN HOTEL PITCHER AND BASIN



A good substantial outfit that has exceptional lasting qualities. Priced very low.

1E3050 Pitcher. Cap'y 4 1/2 qt. Wt. not pkd. doz. 11 lbs. Each, \$1.75 Doz. \$18.00

1E3062 Basin. Diam. 14 1/2 in. Wt. not pkd. doz. 10 lbs. Each, \$1.75 Doz. \$18.00

SEMI-PORCELAIN CHAMBERS

Covered and Uncovered



Strong, durable. Just the thing for the hotel desiring good substantial ware at a low price.

1E3056 Thick hotel covered chamber. Wt. not pkd. doz. 64 lbs. Each \$1.50 Doz. \$15.00

1E3057 Thick hotel uncovered chamber. Wt. not pkd. doz. 41 lbs. Each, \$1.00 Doz. \$10.00

VITRIFIED CHINA COMBINETTE



1E3054 Very substantial. Made of vitrified china that will not craze or absorb moisture. Strictly sanitary. With bail handle. Price complete with cover. Wt. not pkd. doz. 92 lbs. Doz. \$30.00
Each \$3.00

VITRIFIED CHINA OPEN SLOP JAR



1E3053 Made of vitrified china, non-absorbent, insuring perfect sanitation. Shape especially designed so that it may be used as a slop jar or a high chamber. Wt. not pkd. doz. 75 lbs. Doz. \$30.00
Each \$3.00